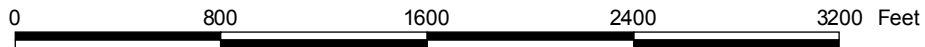


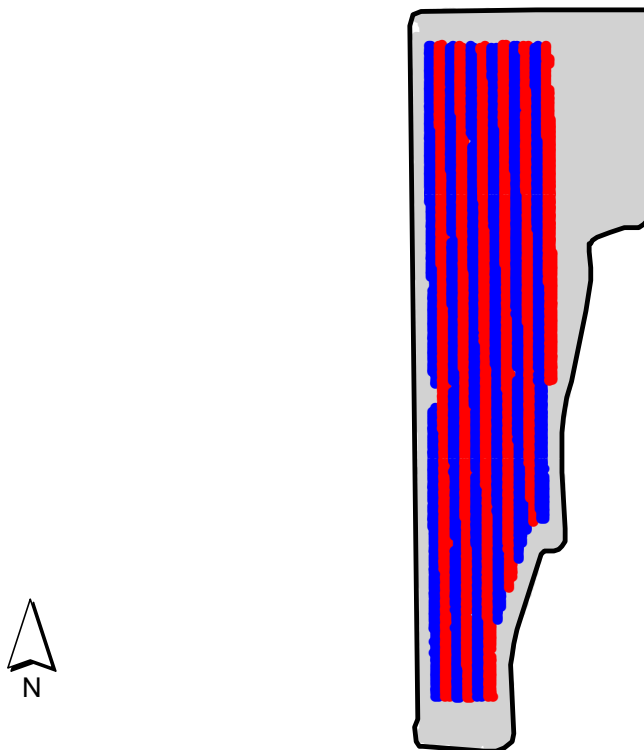
ST2008100A

2008 Aerial Imagery With Soil Survey



ST2008100A

Treatment Type and Location of Trial Within Field



Non-Trial Yield Points (in grey)
Are Not Used In Summary Statistics

Trial Type	Manure + 50
Fertilizer Form	Dairy Manure and NH3
Fertilizer Timing	Fall
Treatments	77 lbs N vs 132 lbs N
Previous Crop	Corn
County	Winneshiek
Notes	77 lbs N incorporated as manure plus 50 lbs NH3 as SD

NITROGEN TREATMENT


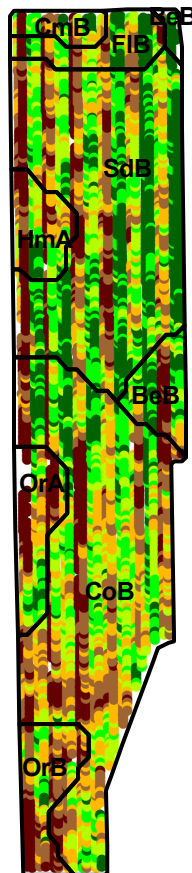
Yield Data Points

- Manure + 55 lbs N
- Manure Only
- Non-Trial



ST2008100A

Trial Grain Yield Map With Soil Survey



ST2008100A

Summary Statistics By Soil Type and By Individual Treatment Strip

Soil Name	Label	Percent of Trial		Yield (bu/a)		Yield Difference
		Manure + 55 lbs N	Manure Only	Manure + 55 lbs N	Manure Only	
Bassett	BeB	2.6	1.8	169.5	128.9	40.6
Clyde	CmB	0.9	0.9	162.4	130.4	32.0
Coggon	CoB	18.0	20.8	158.4	134.6	23.8
Floyd	FIB	2.0	2.2	170.5	135.2	35.3
Hayfield Mod Deep	HmA	1.9	2.2	160.4	125.5	34.9
Oran	OrA	2.3	2.4	156.6	120.0	36.6
Oran	OrB	2.4	3.1	147.1	124.8	22.3
Satre Mod Deep	SdB	18.6	18.0	170.9	137.1	33.8
YIELD AVERAGE FOR TRIAL				163.8	133.6	30.2

