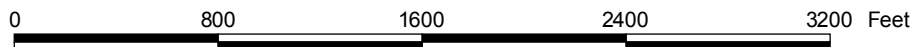




ST2008214A

2008 Aerial Imagery With Soil Survey



ST2008214A

Treatment Type and Location of Trial Within Field



Non-Trial Yield Points (in grey)
Are Not Used In Summary Statistics

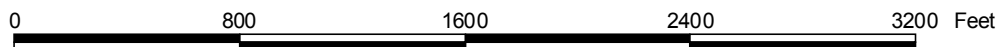


Trial Type	Headline Fungicide
Application Method	Ground Applied
Crop Rotation	Soybeans Following Corn
Hybrid/Variety	Prairie Brand PB2217
Application Date/Crop Stage	8/10/2008 - R3 Beg. Pod
County	Webster

FUNGICIDE TREATMENT

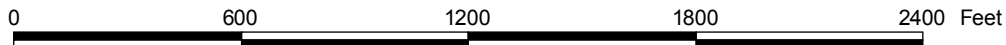
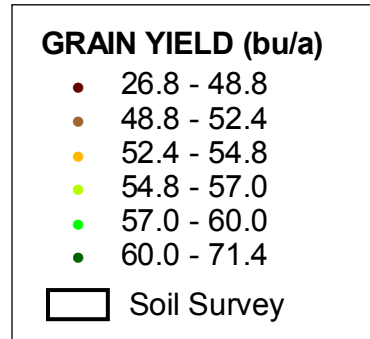
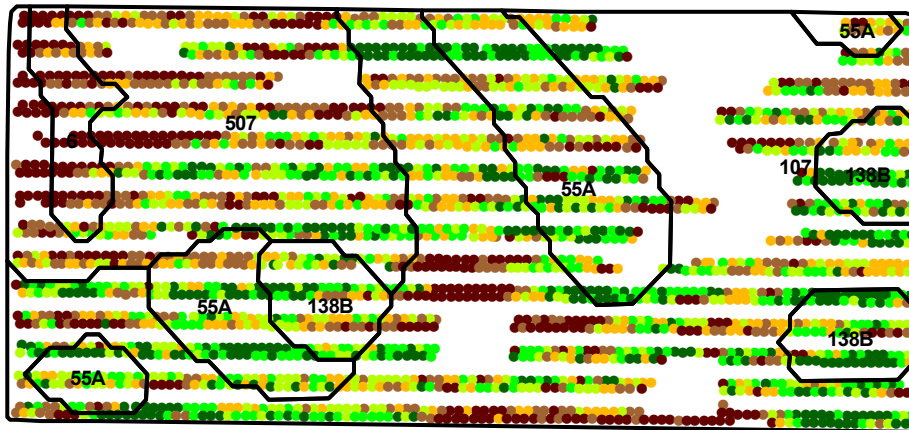
Yield Data Points

- Headline
- Untreated
- Non-Trial



ST2008214A

Trial Grain Yield Map With Soil Survey



ST2008214A

Summary Statistics By Soil Type and By Individual Treatment Strip

Soil Name	Label	Percent of Trial		Yield (bu/a)		Yield Difference
		Headline	Untreated	Headline	Untreated	
Webster	107	24.7	22.3	55.9	53.0	2.9
Clarion	138B	5.1	4.6	59.5	55.2	4.3
Canisteo	507	10.5	11.6	53.7	50.5	3.2
Nicollet	55A	8.2	9.6	58.4	54.5	3.9
Okoboji	6	1.7	1.8	48.3	42.5	5.8
YIELD AVERAGE FOR TRIAL				55.9	52.6	3.3

