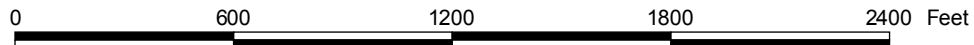



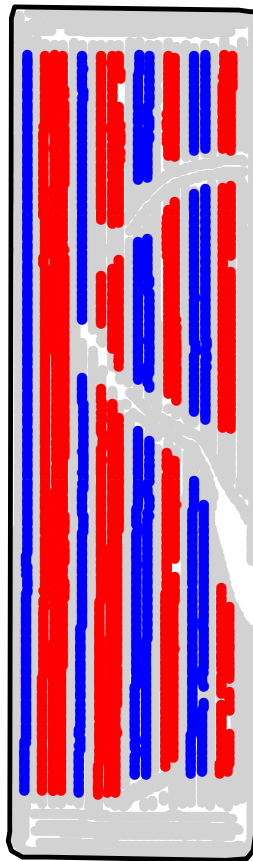
ST2008163A

2008 Aerial Imagery With Soil Survey



ST2008163A

Treatment Type and Location of Trial Within Field



Non-Trial Yield Points (in grey)
Are Not Used In Summary Statistics

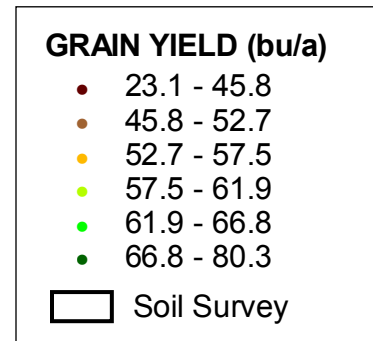
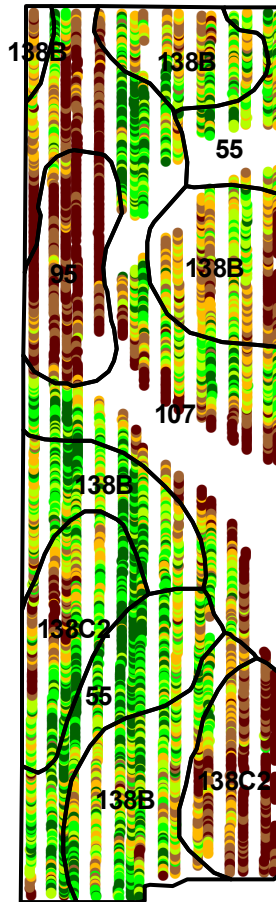
Trial Type	Headline Fungicide
Application Method	Ground Applied
Crop Rotation	Soybeans Following Corn
Hybrid/Variety	NK Brand S28-B4
Application Date/Crop Stage	8/6/2008 - R3 Beg. Pod
County	Story

FUNGICIDE TREATMENT	
Yield Data Points	
●	Headline
●	Untreated
●	Non-Trial



ST2008163A

Trial Grain Yield Map With Soil Survey



ST2008163A

Summary Statistics By Soil Type and By Individual Treatment Strip

Soil Name	Label	Percent of Trial		Yield (bu/a)		Yield Difference
		Headline	Untreated	Headline	Untreated	
Webster Clay Loam, 0 To 2 Percent Slopes	107	16.0	9.0	58.0	52.0	6.0
Clarion Loam, 2 To 5 Percent Slopes	138B	19.8	15.5	59.6	57.9	1.7
Clarion Loam, 5 To 9 Percent Slopes, Moderately Eroded	138C2	11.7	6.0	54.3	51.3	3.0
Nicollet Loam, 1 To 3 Percent Slopes	55	9.4	4.7	64.6	61.3	3.3
Harps Loam, 1 To 3 Percent Slopes	95	5.5	2.4	44.2	41.7	2.5
YIELD AVERAGE FOR TRIAL				57.6	54.8	2.8

