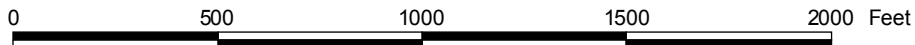


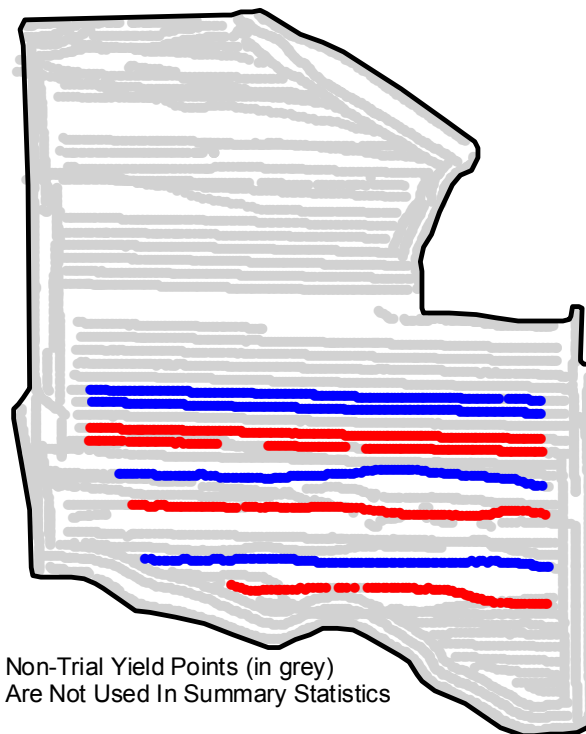
ST2008367B

# 2008 Aerial Imagery With Soil Survey




ST2008367B

# Treatment Type and Location of Trial Within Field



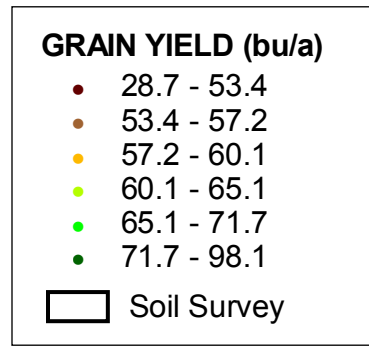

<b>Trial Type</b>	Headline Fungicide
<b>Application Method</b>	Ground Applied
<b>Crop Rotation</b>	Soybeans Following Corn
<b>Hybrid/Variety</b>	Pioneer 93M11
<b>Application Date/Crop Stage</b>	8/6/2008 - R3 Beg. Pod
<b>County</b>	Scott

<b>FUNGICIDE TREATMENT</b>	
Yield Data Points	
●	Headline
●	Untreated
●	Non-Trial



ST2008367B

# Trial Grain Yield Map With Soil Survey



ST2008367B

## Summary Statistics By Soil Type and By Individual Treatment Strip

Soil Name	Label	Percent of Trial		Yield (bu/a)		Yield Difference
		Headline	Untreated	Headline	Untreated	
Tama	120D3	9.5	21.9	71.0	67.1	3.9
Ackmore	430	36.3	32.2	60.2	57.1	3.1
<b>YIELD AVERAGE FOR TRIAL</b>				<b>62.4</b>	<b>61.2</b>	<b>1.2</b>

