


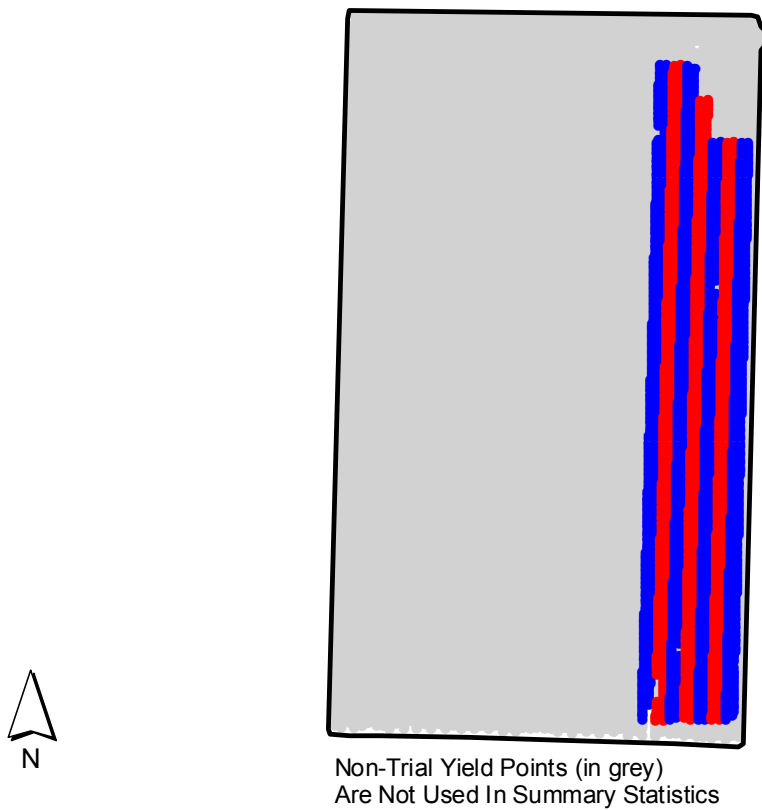
ST2008103B

2008 Aerial Imagery With Soil Survey



ST2008103B

Treatment Type and Location of Trial Within Field




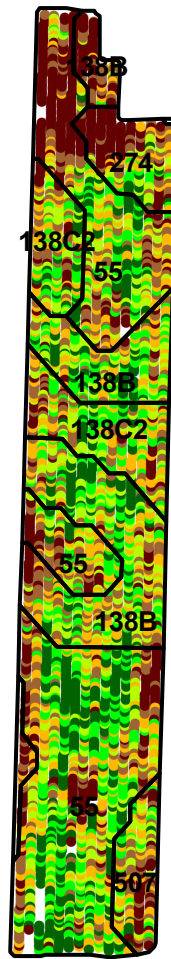
Trial Type	Nitrogen - 50
Fertilizer Form	Urea
Fertilizer Timing	Spring
Treatments	155 lb N vs. 185 lb N
Previous Crop	Corn
County	Palo Alto
Notes	80 lbs N Urea base, UAN side dressed

NITROGEN TREATMENT	
Yield Data Points	
●	185 lbs N
●	155 lbs N
●	Non-Trial



ST2008103B

Trial Grain Yield Map With Soil Survey



ST2008103B

Summary Statistics By Soil Type and By Individual Treatment Strip

Soil Name	Label	Percent of Trial		Yield (bu/a)		Yield Difference
		185 lbs N	155 lbs N	185 lbs N	155 lbs N	
Clarion	138B	10.7	15.1	211.0	205.4	5.6
Clarion	138C2	5.4	8.1	208.7	205.2	3.5
Rolfe	274	2.6	3.1	195.5	193.2	2.3
Canisteo	507	2.0	2.6	207.9	195.6	12.3
Nicollet	55	22.3	28.4	206.8	206.2	0.6
YIELD AVERAGE FOR TRIAL				207.5	204.7	2.8

