


ST2008102B

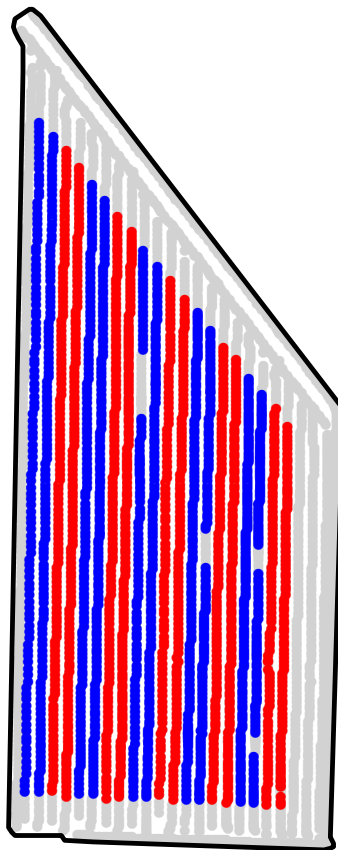
2008 Aerial Imagery With Soil Survey



0 500 1000 1500 2000 Feet

ST2008102B

Treatment Type and Location of Trial Within Field




Non-Trial Yield Points (in grey)
Are Not Used In Summary Statistics

Trial Type	Other - Roller
Crop Rotation	Soybeans Following Corn
Hybrid/Variety	Pioneer 92M11
County	Palo Alto

FIELD TREATMENT

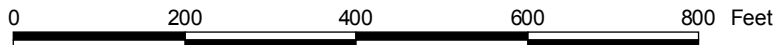

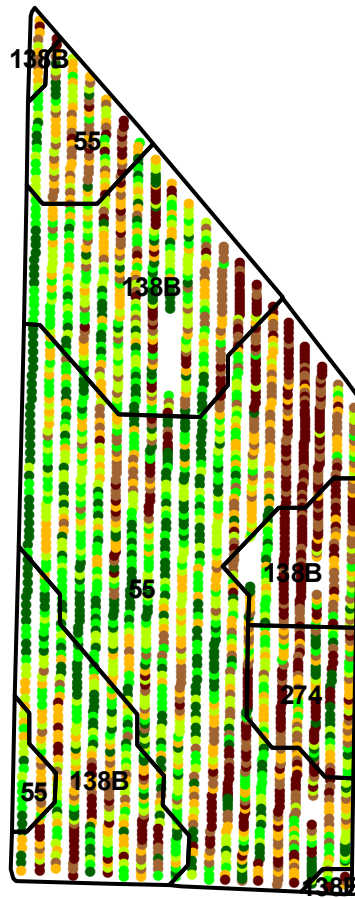
Yield Data Points

- Rolled
- Untreated
- Non-Trial



ST2008102B

Trial Grain Yield Map With Soil Survey



ST2008102B

Summary Statistics By Soil Type and By Individual Treatment Strip

Soil Name	Label	Percent of Trial		Yield (bu/a)		Yield Difference
		Rolled	Untreated	Rolled	Untreated	
Clarion	138B	19.1	19.0	44.1	44.5	-0.4
Rolfe	274	4.1	3.4	43.4	41.4	2.0
Nicollet	55	25.2	29.2	45.4	44.3	1.1
YIELD AVERAGE FOR TRIAL				44.7	44.2	0.5

