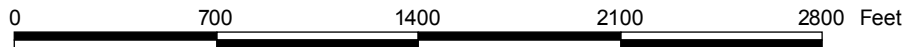


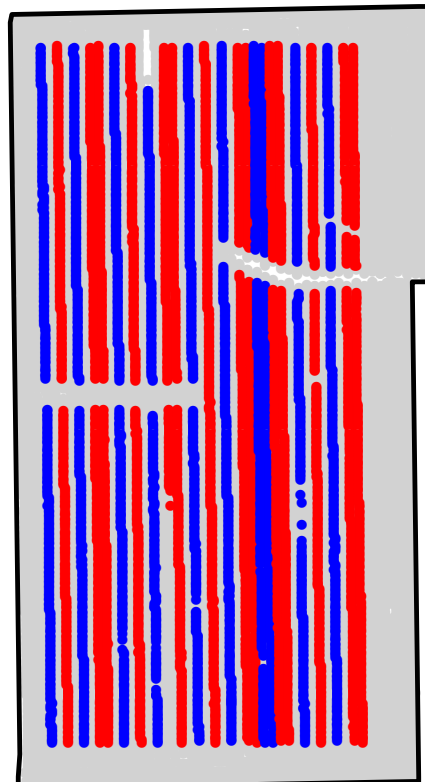
ST2008274A

# 2008 Aerial Imagery With Soil Survey



ST2008274A


# Treatment Type and Location of Trial Within Field



Non-Trial Yield Points (in grey)  
Are Not Used In Summary Statistics


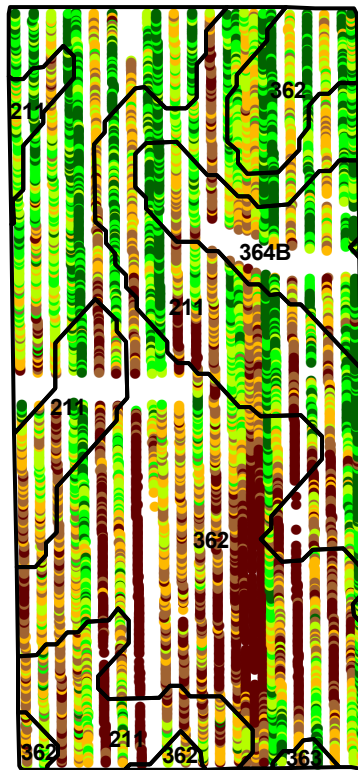
<b>Trial Type</b>	Headline Fungicide
<b>Application Method</b>	Ground Applied
<b>Crop Rotation</b>	Soybeans Following Corn
<b>Hybrid/Variety</b>	Stine 3423-4
<b>Application Date/Crop Stage</b>	8/6/2008 - R3 Beg. Pod
<b>County</b>	Lee

<b>FUNGICIDE TREATMENT</b>	
Yield Data Points	
●	Headline
●	Untreated
●	Non-Trial



ST2008274A

# Trial Grain Yield Map With Soil Survey



ST2008274A

# Summary Statistics By Soil Type and By Individual Treatment Strip

Soil Name	Label	Percent of Trial		Yield (bu/a)		Yield Difference
		Headline	Untreated	Headline	Untreated	
Edina	211	21.8	14.6	60.7	51.6	9.1
Haig	362	32.6	23.1	58.7	50.4	8.3
Haig	363	0.2	0.1	67.3	54.1	13.2
Grundy	364B	5.0	2.5	63.4	53.4	10.0
<b>YIELD AVERAGE FOR TRIAL</b>				<b>59.9</b>	<b>51.1</b>	<b>8.8</b>

