

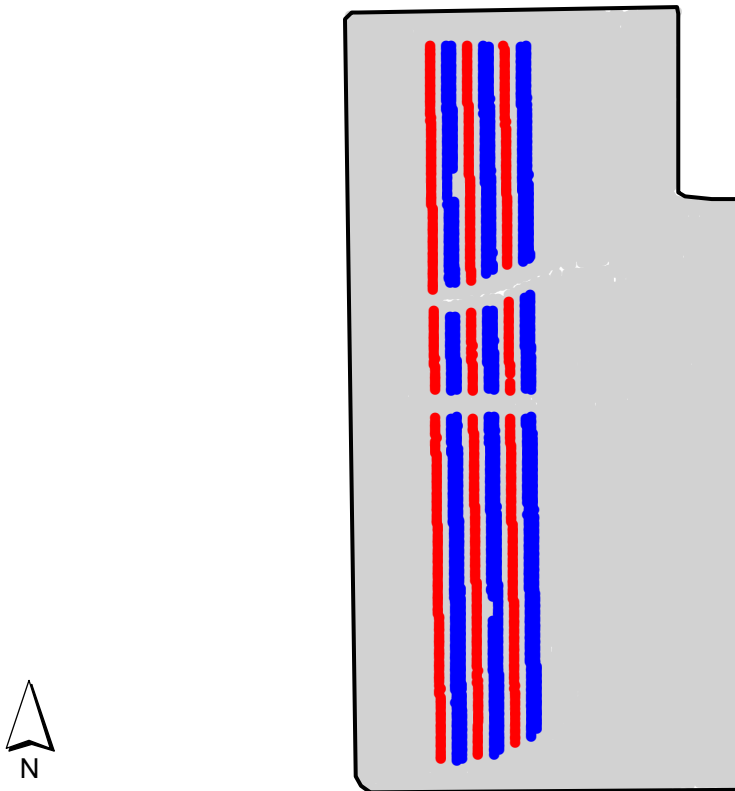
ST2008273A

2008 Aerial Imagery With Soil Survey



ST2008273A

Treatment Type and Location of Trial Within Field




Non-Trial Yield Points (in grey)
Are Not Used In Summary Statistics

Trial Type	Headline Fungicide
Application Method	Ground Applied
Crop Rotation	Corn Following Soybeans
Hybrid/Variety	Stine 9624
Application Date/Crop Stage	8/6/2008 - R1 Silking
County	Lee

FUNGICIDE TREATMENT



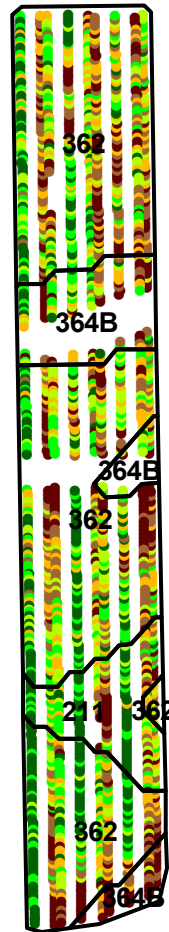
Yield Data Points

- Headline
- Untreated
- Non-Trial



ST2008273A

Trial Grain Yield Map With Soil Survey



ST2008273A

Summary Statistics By Soil Type and By Individual Treatment Strip

Soil Name	Label	Percent of Trial		Yield (bu/a)		Yield Difference
		Headline	Untreated	Headline	Untreated	
Edina	211	3.2	7.0	206.5	178.2	28.3
Haig	362	28.9	50.8	192.1	176.4	15.7
Grundy	364B	3.0	7.1	180.8	170.3	10.5
YIELD AVERAGE FOR TRIAL				192.4	176.0	16.4

