

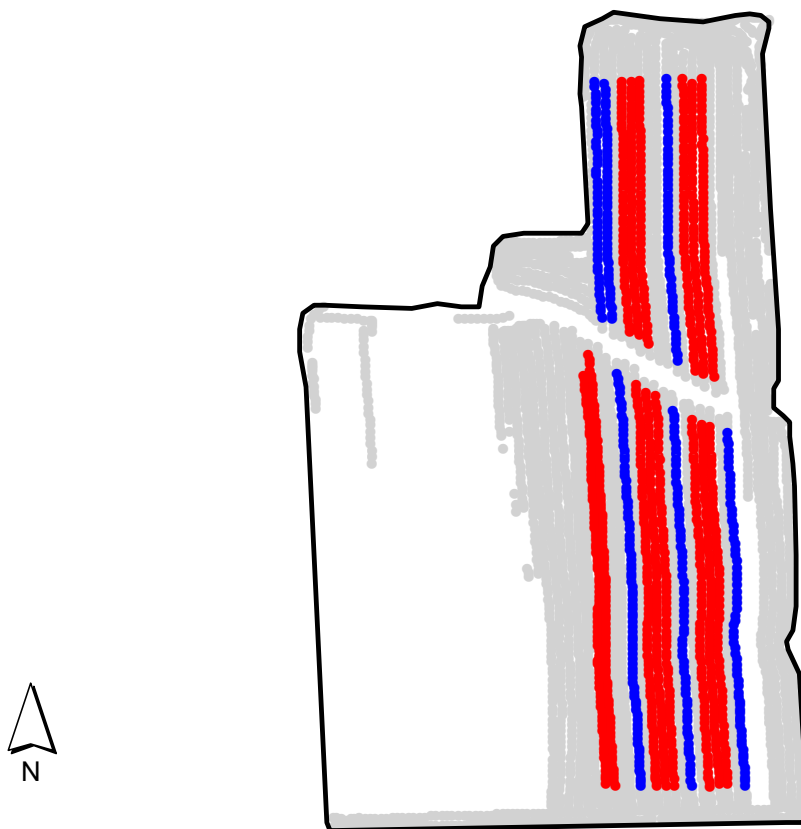
ST2008355A

2008 Aerial Imagery With Soil Survey



ST2008355A

Treatment Type and Location of Trial Within Field



Non-Trial Yield Points (in grey)
Are Not Used In Summary Statistics

Trial Type	Headline Fungicide
Application Method	Ground Applied
Crop Rotation	Soybeans Following Corn
Hybrid/Variety	Pioneer 93M11
Application Date/Crop Stage	8/25/2008 - R3 Beg. Pod
County	Johnson

FUNGICIDE TREATMENT


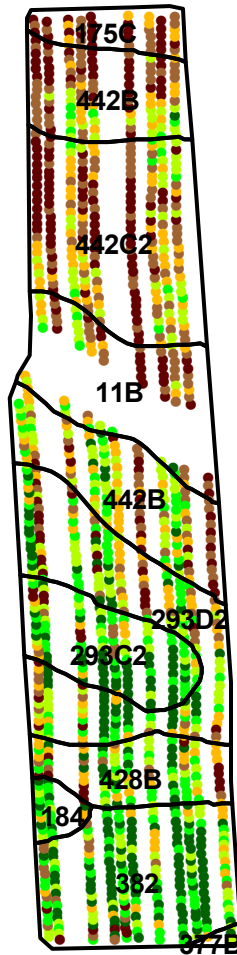
Yield Data Points

- Headline
- Untreated
- Non-Trial

0 600 1200 1800 Feet

ST2008355A

Trial Grain Yield Map With Soil Survey



ST2008355A

Summary Statistics By Soil Type and By Individual Treatment Strip

Soil Name	Label	Percent of Trial		Yield (bu/a)		Yield Difference
		Headline	Untreated	Headline	Untreated	
Colo-Ely Complex	11B	4.2	1.8	54.0	51.9	2.1
Dickinson	175C	2.4	0.9	50.7	49.8	0.9
Klinger	184	1.6	0.2	62.5	61.5	1.0
Chelsea-Lamont-Fayette	293C2	7.0	2.0	62.1	61.5	0.6
Chelsea-Lamont-Fayette	293D2	12.9	4.5	59.3	56.2	3.1
Dinsdale	377B	0.0	0.2	0.0	60.2	0.0
Maxfield	382	12.4	4.8	63.1	59.8	3.3
Ely	428B	5.4	2.2	59.8	54.7	5.1
Tama-Dickinson Complex	442B	13.7	5.9	56.4	50.6	5.8
Tama-Dickinson Complex	442C2	11.9	5.9	54.2	49.2	5.0
YIELD AVERAGE FOR TRIAL				58.3	54.1	4.2

