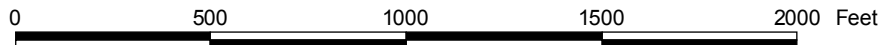


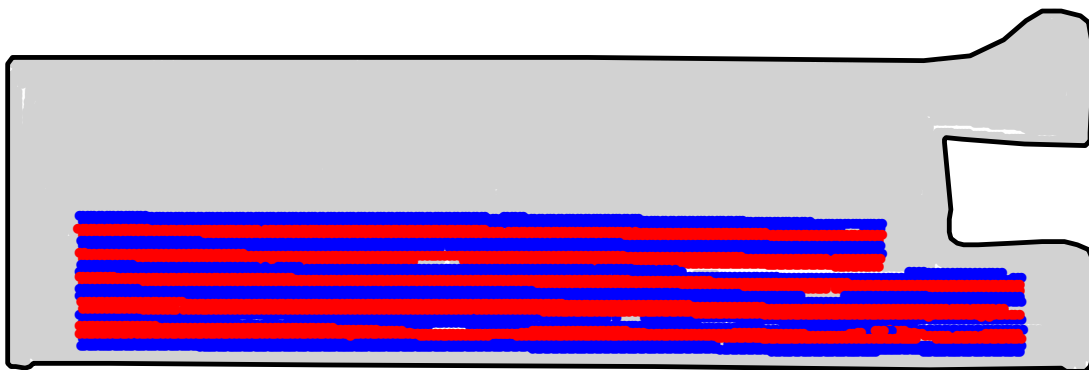
ST2008083A

2008 Aerial Imagery With Soil Survey



ST2008083A

Treatment Type and Location of Trial Within Field



Non-Trial Yield Points (in grey)
Are Not Used In Summary Statistics



Trial Type	Manure + 50
Fertilizer Form	Injected Hog Manure
Fertilizer Timing	Fall
Treatments	180 lbs N vs 202 lbs N
Previous Crop	Soybean
County	Jasper

NITROGEN TREATMENT

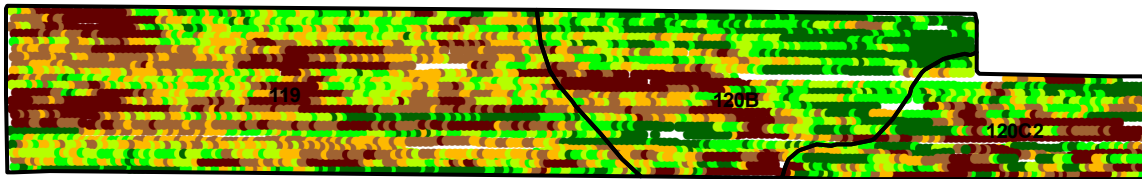
Yield Data Points

- Manure + 22 lbs N
- Manure Only
- Non-Trial



ST2008083A

Trial Grain Yield Map With Soil Survey



GRAIN YIELD (bu/a)

- 129.6 - 201.9
- 201.9 - 210.1
- 210.1 - 215.9
- 215.9 - 221.1
- 221.1 - 228.1
- 228.1 - 277.4

□ Soil Survey



ST2008083A

Summary Statistics By Soil Type and By Individual Treatment Strip

Soil Name	Label	Percent of Trial		Yield (bu/a)		Yield Difference
		Manure + 22 lbs N	Manure Only	Manure + 22 lbs N	Manure Only	
Muscatine	119	23.4	29.9	211.2	213.0	-1.8
Tama	120B	14.0	15.7	220.8	217.1	3.7
Tama	120C2	7.4	9.6	217.9	213.0	4.9
YIELD AVERAGE FOR TRIAL				215.3	214.2	1.1

