

ST2008225A

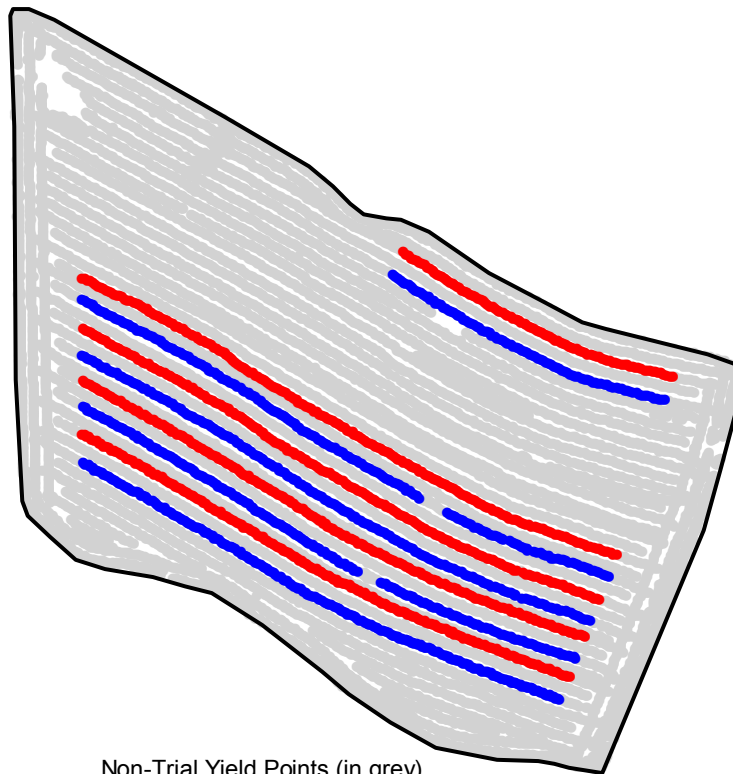
2008 Aerial Imagery With Soil Survey



0 500 1000 1500 2000 Feet

ST2008225A

Treatment Type and Location of Trial Within Field




Non-Trial Yield Points (in grey)
Are Not Used In Summary Statistics

Trial Type	Headline - Ground Applied
Crop Rotation	Soybeans Following Corn
Hybrid/Variety	Pioneer 93M11
Application Date/Crop Stage	8/8/2008 - R3 Beg. Pod
County	Jackson

FUNGICIDE TREATMENT


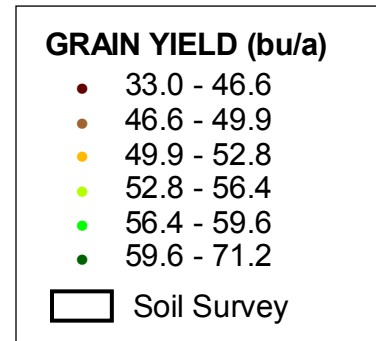
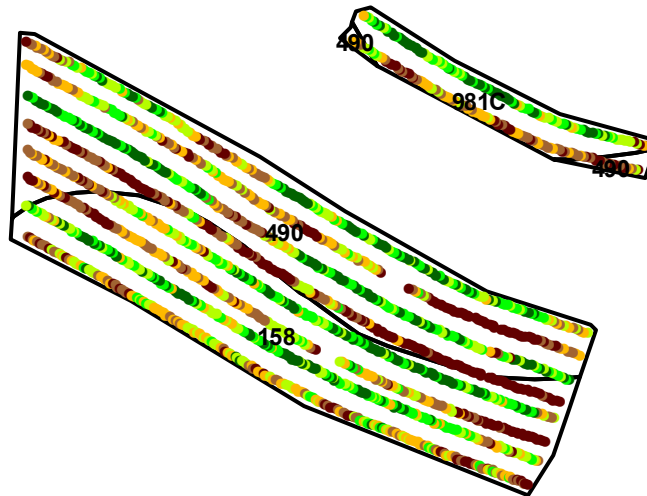
Yield Data Points

- Headline
- Untreated
- Non-Trial



ST2008225A

Trial Grain Yield Map With Soil Survey



ST2008225A

Summary Statistics By Soil Type and By Individual Treatment Strip

Soil Name	Label	Percent of Trial		Yield (bu/a)		Yield Difference
		Headline	Untreated	Headline	Untreated	
Dorchester	158	21.9	25.0	57.5	49.6	7.9
Caneek	490	23.4	19.7	56.2	47.6	8.6
Worthen	981C	5.6	4.3	58.6	49.4	9.2
YIELD AVERAGE FOR TRIAL				57.0	48.8	8.2

