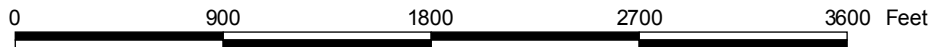


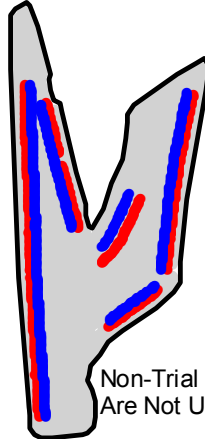
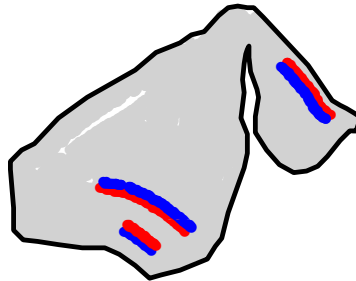
ST2008224A

# 2008 Aerial Imagery With Soil Survey



ST2008224A


# Treatment Type and Location of Trial Within Field



Non-Trial Yield Points (in grey)  
Are Not Used In Summary Statistics

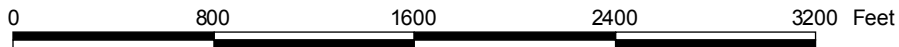

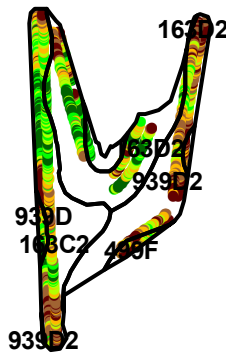
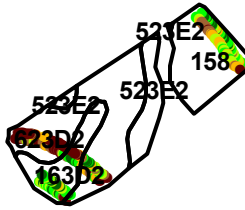
<b>Trial Type</b>	Headline Fungicide
<b>Application Method</b>	Ground Applied
<b>Crop Rotation</b>	Soybeans Following Corn
<b>Hybrid/Variety</b>	FS/Growmark HS22R70
<b>Application Date/Crop Stage</b>	8/8/2008 - R3 Beg. Pod
<b>County</b>	Jackson

<b>FUNGICIDE TREATMENT</b>	
Yield Data Points	
●	Headline
●	Untreated
●	Non-Trial



ST2008224A

# Trial Grain Yield Map With Soil Survey



ST2008224A

# Summary Statistics By Soil Type and By Individual Treatment Strip

Soil Name	Label	Percent of Trial		Yield (bu/a)		Yield Difference
		Headline	Untreated	Headline	Untreated	
Dorchester	158	3.4	3.8	51.2	45.6	5.6
Fayette	163C2	16.1	15.6	47.6	46.6	1.0
Fayette	163D2	11.9	14.4	51.8	48.6	3.2
Fayette	163F2	1.2	0.0	54.3	0.0	0.0
Nordness	499F	3.3	0.8	39.5	39.7	-0.2
Rozetta	623D2	3.9	4.4	41.0	36.2	4.8
Donatus-Rollingstone	939D	2.2	0.0	48.5	0.0	48.5
Donatus-Rollingstone	939D2	8.9	9.9	40.4	43.5	-3.1
<b>YIELD AVERAGE FOR TRIAL</b>				<b>46.7</b>	<b>45.4</b>	<b>1.3</b>

