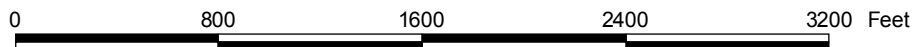



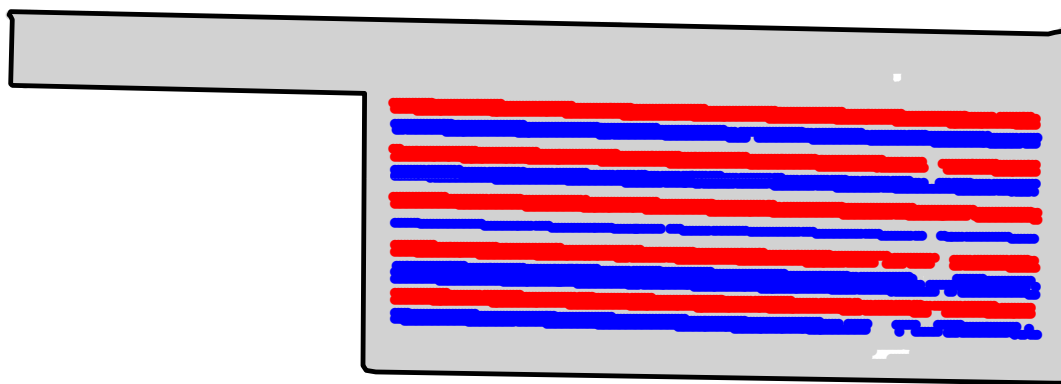
ST2008190A

2008 Aerial Imagery With Soil Survey



ST2008190A

Treatment Type and Location of Trial Within Field



Non-Trial Yield Points (in grey)
Are Not Used In Summary Statistics



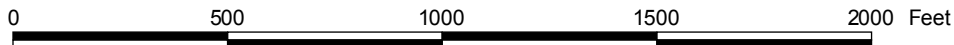


Trial Type	Headline Fungicide
Application Method	Ground Applied
Crop Rotation	Soybeans Following Corn
Hybrid/Variety	NK Brand S28-B4
Application Date/Crop Stage	7/28/2008 - R2 Blister
County	Humboldt

FUNGICIDE TREATMENT	
Yield Data Points	
●	Headline
●	Untreated
●	Non-Trial



ST2008190A

Trial Grain Yield Map With Soil Survey



ST2008190A

Summary Statistics By Soil Type and By Individual Treatment Strip

Soil Name	Label	Percent of Trial		Yield (bu/a)		Yield Difference
		Headline	Untreated	Headline	Untreated	
Webster Silty Clay Loam, 0 To 2 Percent Slopes	107	26.4	24.3	49.4	48.9	0.5
Clarion Loam, 2 To 5 Percent Slopes	138B	17.6	19.5	49.6	49.3	0.3
Nicollet Loam, 1 To 3 Percent Slopes	55	6.9	5.4	51.1	46.4	4.7
YIELD AVERAGE FOR TRIAL				49.7	48.8	0.9

