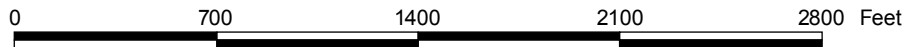


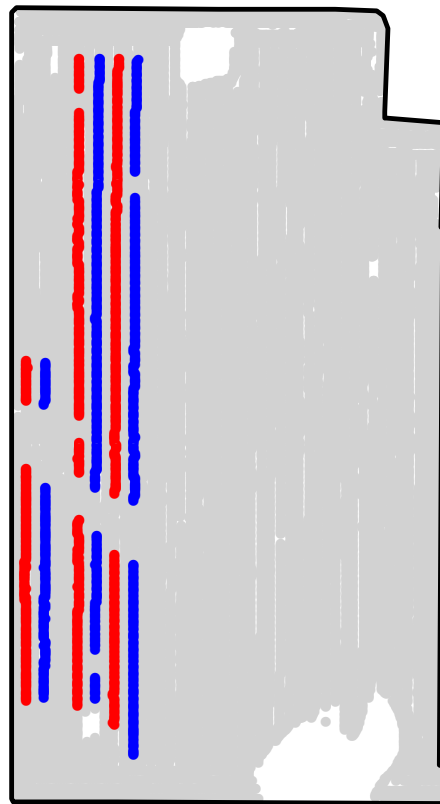
ST2008269A

2008 Aerial Imagery With Soil Survey



ST2008269A

Treatment Type and Location of Trial Within Field



Non-Trial Yield Points (in grey)
Are Not Used In Summary Statistics

Trial Type	Stratego Fungicide
Application Method	Ground Applied
Crop Rotation	Soybeans Following Corn
Hybrid/Variety	Croplan Genetics RC2177
Application Date/Crop Stage	8/6/2008 - R3 Beg. Pod
County	Hardin

FUNGICIDE TREATMENT

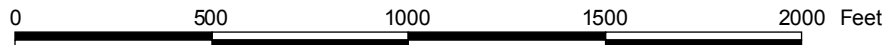

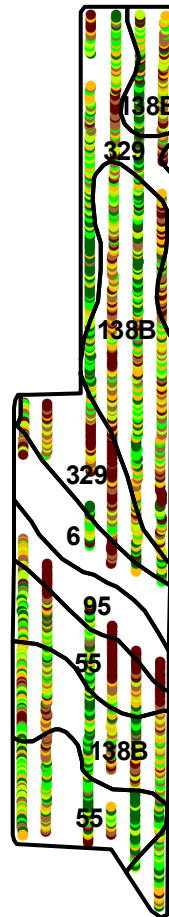
Yield Data Points

- Stratego
- Untreated
- Non-Trial



ST2008269A

Trial Grain Yield Map With Soil Survey



ST2008269A

Summary Statistics By Soil Type and By Individual Treatment Strip

Soil Name	Label	Percent of Trial		Yield (bu/a)		Yield Difference
		Stratego	Untreated	Stratego	Untreated	
Clarion Loam, 2 To 5 Percent Slopes	138B	21.8	26.3	58.0	53.6	4.4
Webster-Nicollet Complex, 1 To 3 Percent Slopes	329	13.7	10.9	56.1	52.0	4.1
Canisteo Silty Clay Loam, 0 To 2 Percent Slopes	507	0.0	0.3	0.0	45.3	-45.3
Nicollet Loam, 1 To 3 Percent Slopes	55	12.2	8.5	57.7	53.3	4.4
Okoboji Silty Clay Loam, 0 To 1 Percent Slopes	6	1.9	0.8	54.7	47.3	7.4
Harps Loam, 1 To 3 Percent Slopes	95	2.0	1.7	53.0	39.6	13.4
YIELD AVERAGE FOR TRIAL				57.1	52.5	4.6

