

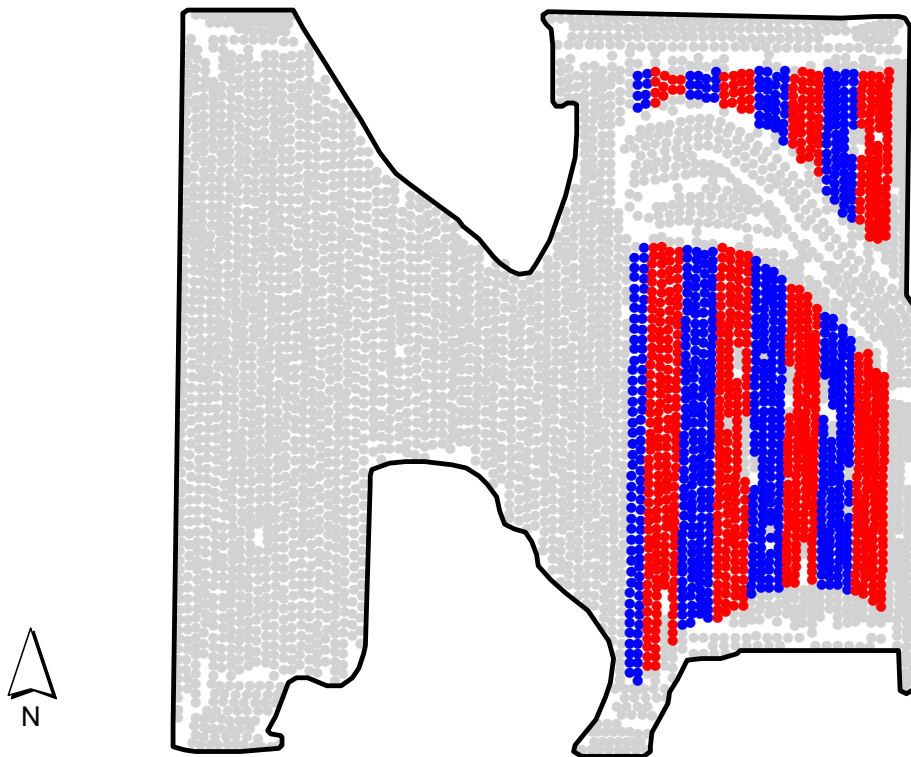
ST2008072A

2008 Aerial Imagery With Soil Survey



ST2008072A

Treatment Type and Location of Trial Within Field



Non-Trial Yield Points (in grey)
Are Not Used In Summary Statistics

Trial Type	Manure + 50
Fertilizer Form	Injected Hog Manure
Fertilizer Timing	Fall
Treatments	180 lbs N vs 230 lbs N
Previous Crop	Corn
County	Hardin
Notes	180 lbs N from manure with SD NH3

NITROGEN TREATMENT


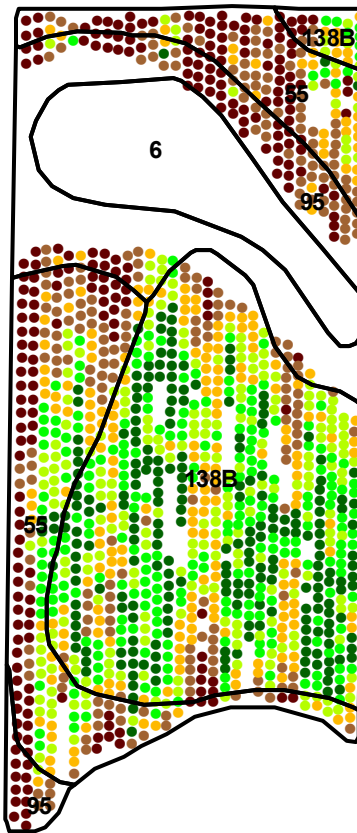
Yield Data Points

- Manure + 50 lbs N
- Manure Only
- Non-Trial



ST2008072A

Trial Grain Yield Map With Soil Survey



ST2008072A

Summary Statistics By Soil Type and By Individual Treatment Strip

Soil Name	Label	Percent of Trial		Yield (bu/a)		Yield Difference
		Manure + 50 lbs N	Manure Only	Manure + 50 lbs N	Manure Only	
Clarion Loam, 2 To 5 Percent Slopes	138B	31.7	26.5	170.6	149.9	20.7
Nicollet Loam, 1 To 3 Percent Slopes	55	16.9	14.1	144.1	109.2	34.9
Harps Loam, 1 To 3 Percent Slopes	95	5.2	5.7	126.5	100.6	25.9
YIELD AVERAGE FOR TRIAL				158.0	131.4	26.6

