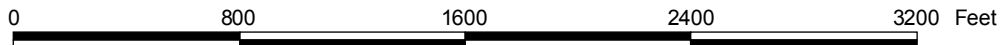


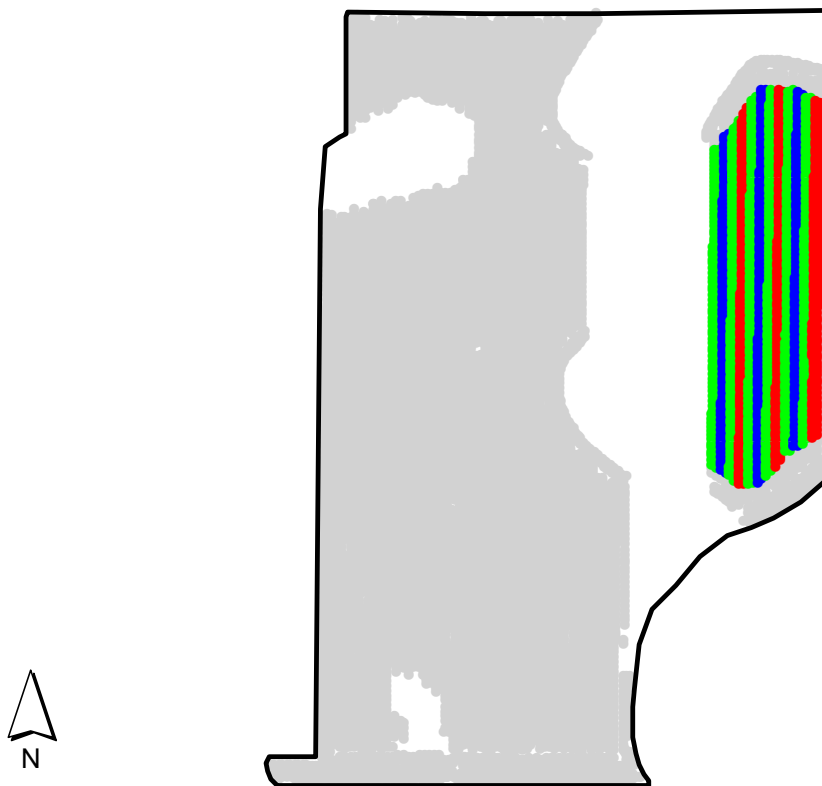
ST2008070C

2008 Aerial Imagery With Soil Survey



ST2008070C


Treatment Type and Location of Trial Within Field



Non-Trial Yield Points (in grey)
Are Not Used In Summary Statistics


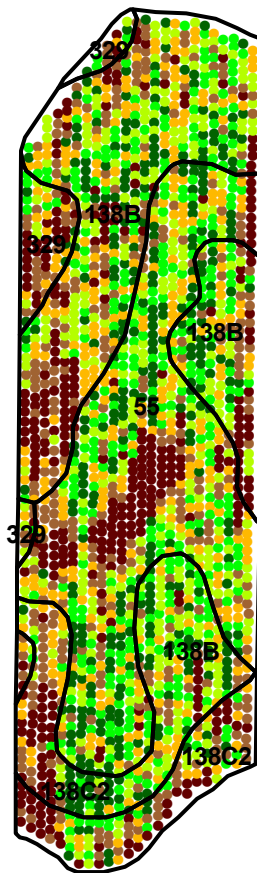
Trial Type	Manure + 50
Fertilizer Form	Injected Hog Manure
Fertilizer Timing	Fall
Treatments	172 lbs N vs 202 lbs N vs 232 lbs N
Previous Crop	Soybean
County	Hardin
Notes	172 lbs N from manure with SD NH3

NITROGEN TREATMENT	
Yield Data Points	
●	Manure + 60 lbs N
●	Manure + 30 lbs N
●	Manure Only
●	Non-Trial



ST2008070C

Trial Grain Yield Map With Soil Survey



ST2008070C

Summary Statistics By Individual Treatment Strip

<u>Treatment Type</u>	<u>Yield Average for Trial (bu/a)</u>
Manure + 60 lbs N	227.4
Manure + 30 lbs N	227.0
Manure Only	225.3

