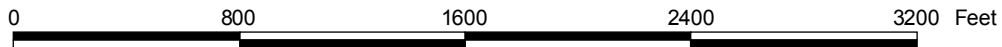


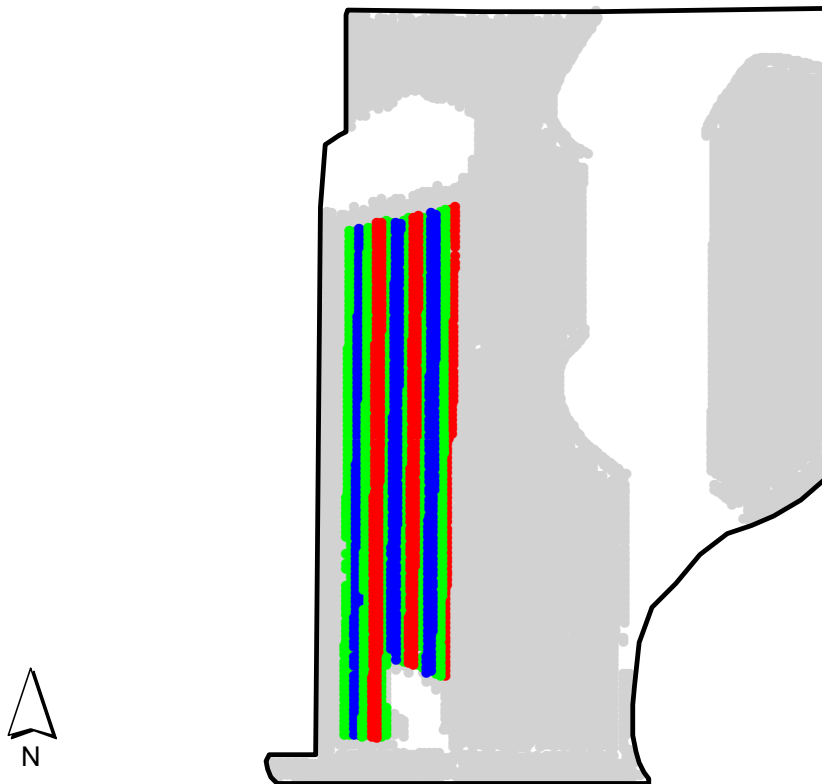
ST2008070B

# 2008 Aerial Imagery With Soil Survey



ST2008070B


## Treatment Type and Location of Trial Within Field



Non-Trial Yield Points (in grey)  
Are Not Used In Summary Statistics


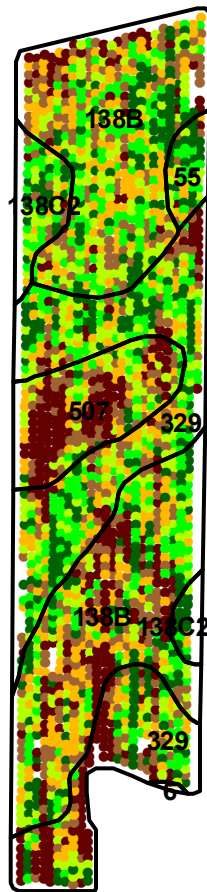
<b>Trial Type</b>	Manure + 50
<b>Fertilizer Form</b>	Injected Hog Manure
<b>Fertilizer Timing</b>	Fall
<b>Treatments</b>	172 lbs N vs 202 lbs N vs 232 lbs N
<b>Previous Crop</b>	Soybean
<b>County</b>	Hardin
<b>Notes</b>	172 lbs N from manure with SD NH3

<b>NITROGEN TREATMENT</b>	
Yield Data Points	
●	Manure + 60 lbs N
●	Manure + 30 lbs N
●	Manure Only
●	Non-Trial



ST2008070B

# Trial Grain Yield Map With Soil Survey



ST2008070B

## Summary Statistics By Individual Treatment Strip

<u>Treatment Type</u>	<u>Yield Average for Trial (bu/a)</u>
Manure + 60 lbs N	215.4
Manure + 30 lbs N	211.1
Manure Only	204.4

