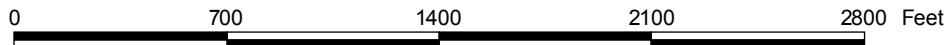


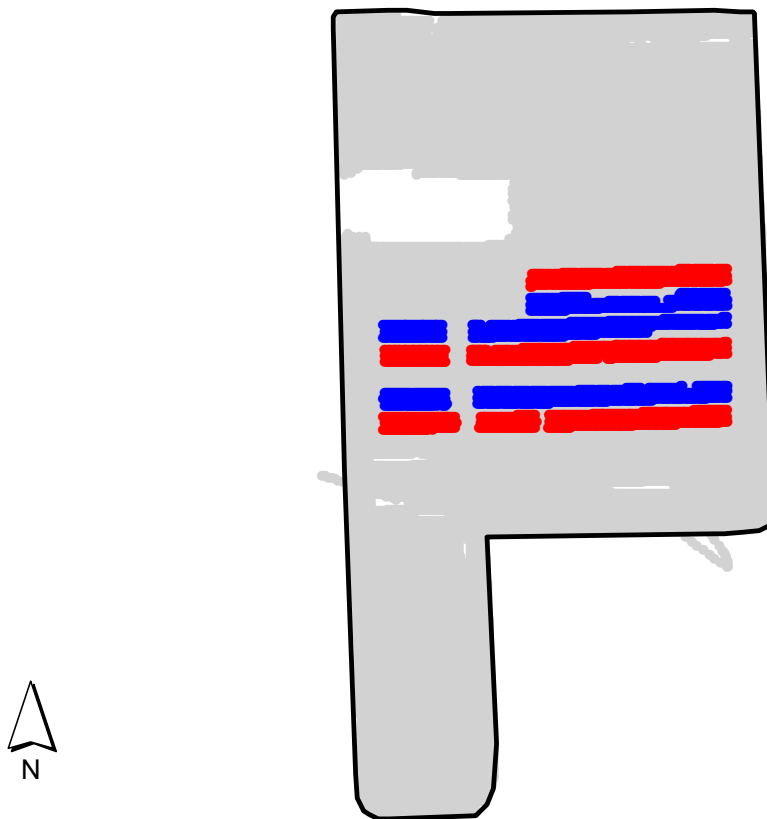
ST2008303A

2008 Aerial Imagery With Soil Survey



ST2008303A

Treatment Type and Location of Trial Within Field




Non-Trial Yield Points (in grey)
Are Not Used In Summary Statistics

Trial Type	Headline Fungicide
Application Method	Aerial Applied
Crop Rotation	Corn Following Corn (2 Years)
Hybrid/Variety	Dekalb DK6169VT3
Application Date/Crop Stage	8/13/2008 / NA
County	Delaware

FUNGICIDE TREATMENT


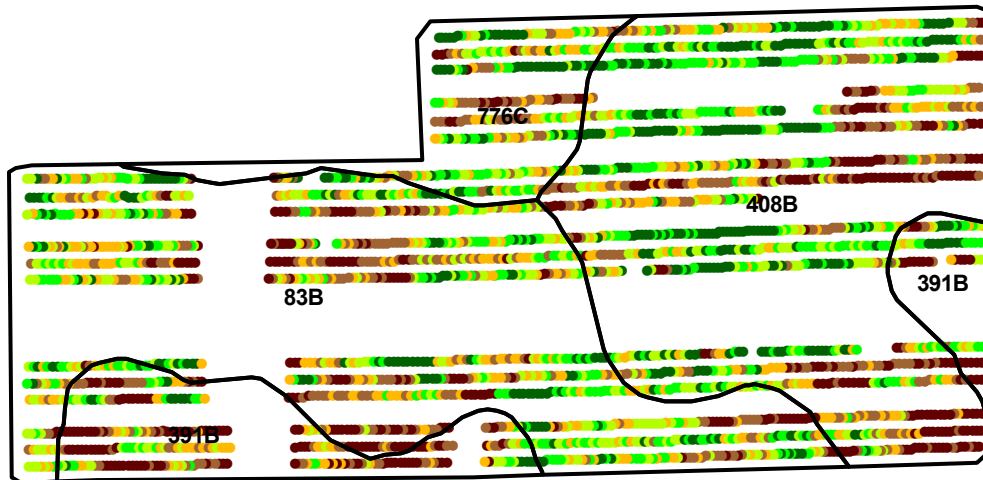
Yield Data Points

- Headline
- Untreated
- Non-Trial



ST2008303A

Trial Grain Yield Map With Soil Survey



ST2008303A

Summary Statistics By Soil Type and By Individual Treatment Strip

Soil Name	Label	Percent of Trial		Yield (bu/a)		Yield Difference
		Headline	Untreated	Headline	Untreated	
Clyde-Floyd Complex	391B	9.4	2.9	215.2	221.7	-6.5
Olin	408B	19.5	21.2	231.6	225.1	6.5
Lilah	776C	3.7	5.3	234.8	226.2	8.6
Kenyon	83B	21.3	16.7	223.9	228.2	-4.3
YIELD AVERAGE FOR TRIAL				225.9	226.1	-0.2

