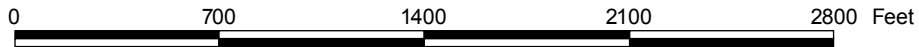


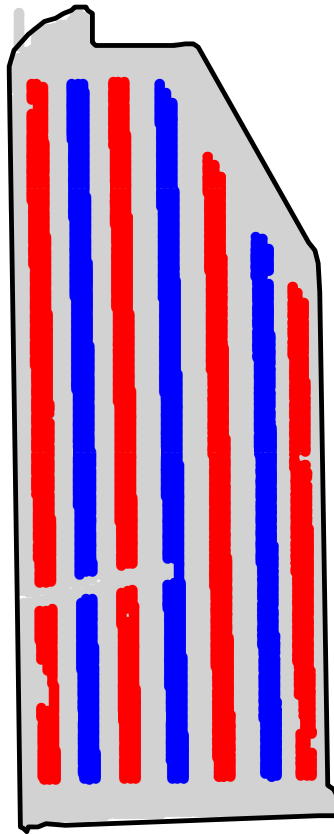
ST2008302A

2008 Aerial Imagery With Soil Survey



ST2008302A

Treatment Type and Location of Trial Within Field



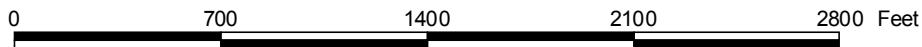
Non-Trial Yield Points (in grey)
Are Not Used In Summary Statistics

Trial Type	Headline Fungicide
Application Method	Aerial Applied
Crop Rotation	Corn Following Corn (2 Years)
Hybrid/Variety	Dekalb / DK6169VT3
Application Date/Crop Stage	8/13/2008 / NA
County	Delaware

FUNGICIDE TREATMENT

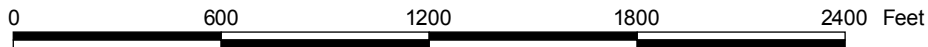

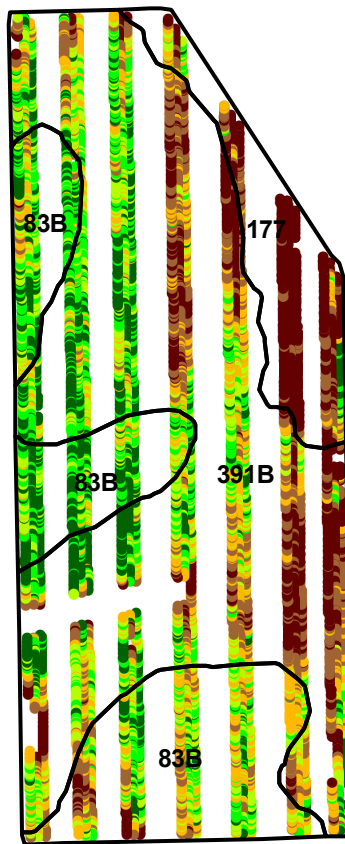
Yield Data Points

- Headline
- Untreated
- Non-Trial



ST2008302A

Trial Grain Yield Map With Soil Survey



ST2008302A

Summary Statistics By Soil Type and By Individual Treatment Strip

Soil Name	Label	Percent of Trial		Yield (bu/a)		Yield Difference
		Headline	Untreated	Headline	Untreated	
Saude	177	5.1	4.9	175.2	162.5	12.7
Clyde-Floyd Complex	391B	35.7	27.7	200.5	195.6	4.9
Kenyon	83B	15.2	11.4	212.0	205.2	6.8
YIELD AVERAGE FOR TRIAL						6.9

