


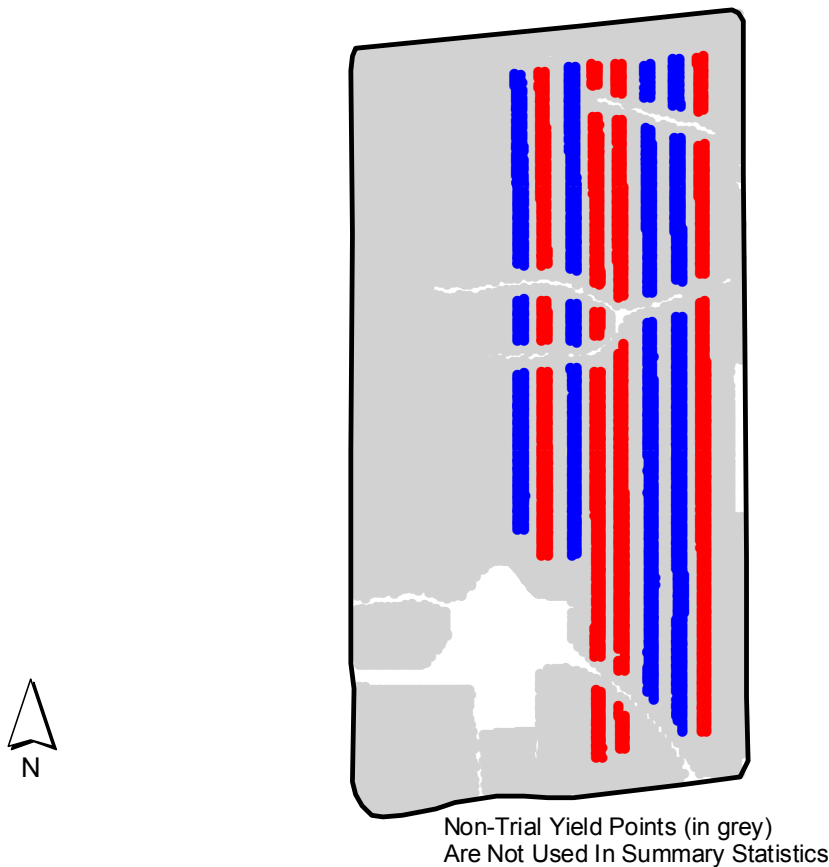
ST2008161A

2008 Aerial Imagery With Soil Survey



ST2008161A

Treatment Type and Location of Trial Within Field



Trial Type	GF 2017 (Instinct)
Fertilizer Form	UAN
Fertilizer Timing	Pre-emerge
Treatments	180 lbs N vs 180 lbs N + GF 2017
Previous Crop	Soybeans
County	Delaware

NITROGEN TREATMENT

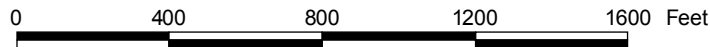

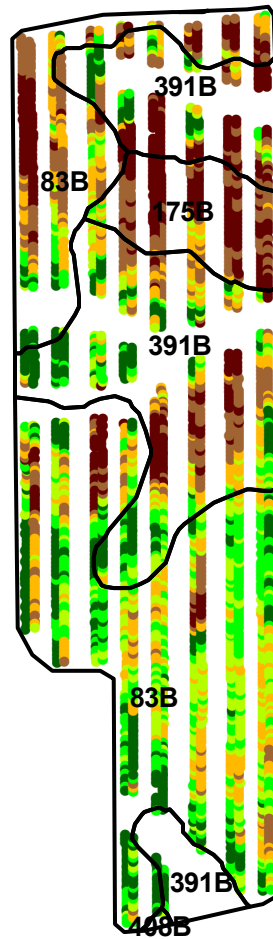
Yield Data Points

- 180 lbs N (UAN + GF2017)
- 180 lbs N (UAN)
- Non-Trial



ST2008161A

Trial Grain Yield Map With Soil Survey



ST2008161A

Summary Statistics By Soil Type and By Individual Treatment Strip

Soil Name	Label	Percent of Trial		Yield (bu/a)		Yield Difference
		180 lbs N (UAN + GF2017)	180 lbs N (UAN)	180 lbs N (UAN + GF2017)	180 lbs N (UAN)	
Dickinson	175B	4.9	4.2	144.0	152.9	-8.9
Clyde-Floyd Complex	391B	18.3	14.6	175.3	176.0	-0.7
Kenyon	83B	28.7	29.3	188.4	177.6	10.8
YIELD AVERAGE FOR TRIAL				179.6	175.0	4.6

