



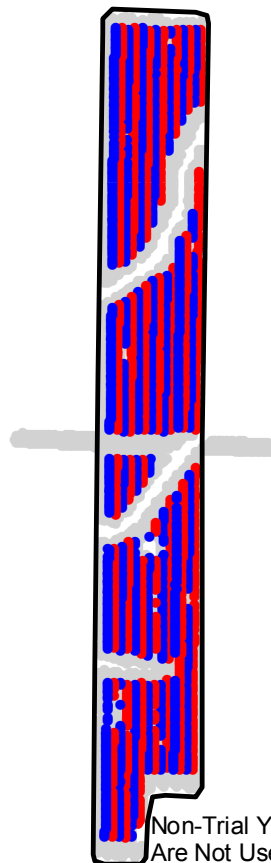
ST2008301A

2008 Aerial Imagery With Soil Survey



ST2008301A

Treatment Type and Location of Trial Within Field



Non-Trial Yield Points (in grey)
Are Not Used In Summary Statistics



Trial Type	Headline Fungicide
Application Method	Ground Applied
Crop Rotation	Soybeans Following Corn
Hybrid/Variety	Pioneer 92M61
Application Date/Crop Stage	8/5/2008 - R3 Beg. Pod
County	Dallas

FUNGICIDE TREATMENT

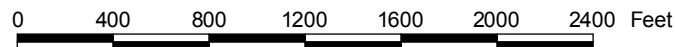

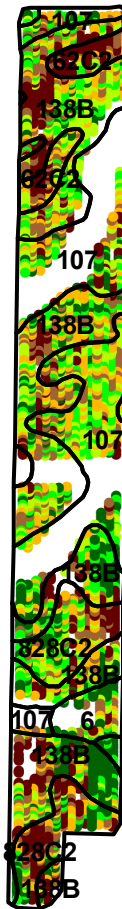
Yield Data Points

- Headline
- Untreated
- Non-Trial

0 400 800 1200 1600 2000 2400 Feet

ST2008301A

Trial Grain Yield Map With Soil Survey



ST2008301A

Summary Statistics By Soil Type and By Individual Treatment Strip

Soil Name	Label	Percent of Trial		Yield (bu/a)		Yield Difference		
		Headline	Untreated	Headline	Untreated			
Webster	107	12.3	10.3	50.4	49.1	1.3		
Clarion	138B	25.6	27.6	48.5	48.4	0.1		
Okoboji	6	1.5	1.1	52.2	54.2	-2.0		
Storden	62C2	3.2	3.2	42.7	42.1	0.6		
Zenor	828C2	7.7	7.5	45.3	47.8	-2.5		
YIELD AVERAGE FOR TRIAL						48.2	48.2	0.0

