
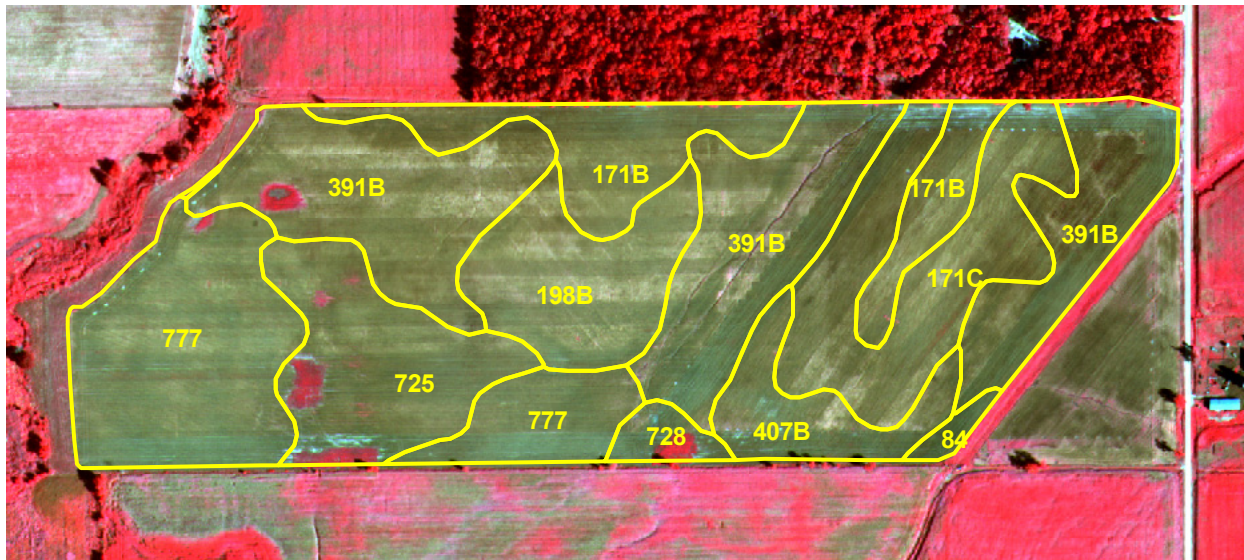



ST2008264A

# 2008 Aerial Imagery With Soil Survey



ST2008264A

# Treatment Type and Location of Trial Within Field




Non-Trial Yield Points (in grey)  
Are Not Used In Summary Statistics



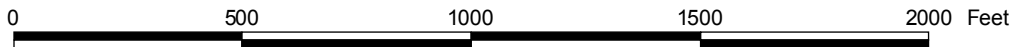

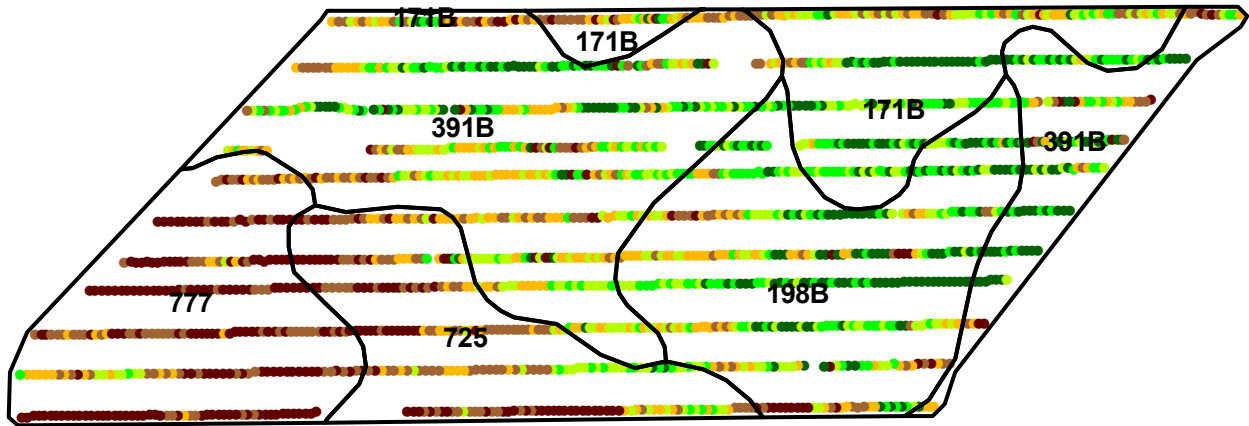
|                                    |                           |
|------------------------------------|---------------------------|
| <b>Trial Type</b>                  | Headline Fungicide        |
| <b>Application Method</b>          | Ground Applied            |
| <b>Crop Rotation</b>               | Soybeans Following Corn   |
| <b>Hybrid/Variety</b>              | NK Brand S21-N6           |
| <b>Application Date/Crop Stage</b> | 7/25/2008 - R2 Full Bloom |
| <b>County</b>                      | Chickasaw                 |

|                            |           |
|----------------------------|-----------|
| <b>FUNGICIDE TREATMENT</b> |           |
| Yield Data Points          |           |
| ●                          | Headline  |
| ●                          | Untreated |
| ●                          | Non-Trial |



ST2008264A

# Trial Grain Yield Map With Soil Survey



ST2008264A

## Summary Statistics By Soil Type and By Individual Treatment Strip

| Soil Name                                  | Label | Percent of Trial |           | Yield (bu/a) |             | Yield Difference |
|--|-------|------------------|-----------|--------------|-------------|------------------|
|  |       | Headline         | Untreated | Headline     | Untreated   |                  |
| Bassett Loam, 2 To 5 Percent Slopes        | 171B  | 4.6              | 9.3       | 56.3         | 51.4        | 4.9              |
| Floyd Loam, 1 To 4 Percent Slopes          | 198B  | 10.9             | 12.1      | 54.3         | 52.4        | 1.9              |
| Clyde-Floyd Complex, 1 To 4 Percent Slopes | 391B  | 15.4             | 19.0      | 52.5         | 51.4        | 1.1              |
| Sand And Gravel, 0 To 2 Percent Slopes     | 725   | 5.9              | 7.6       | 47.7         | 45.9        | 1.8              |
| Wapsie Loam, 0 To 2 Percent Slopes         | 777   | 6.3              | 8.9       | 44.3         | 43.7        | 0.6              |
| <b>YIELD AVERAGE FOR TRIAL</b>             |       |                  |           | <b>51.5</b>  | <b>49.7</b> | <b>1.8</b>       |

