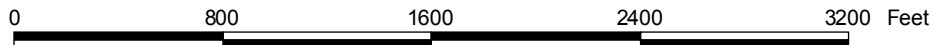



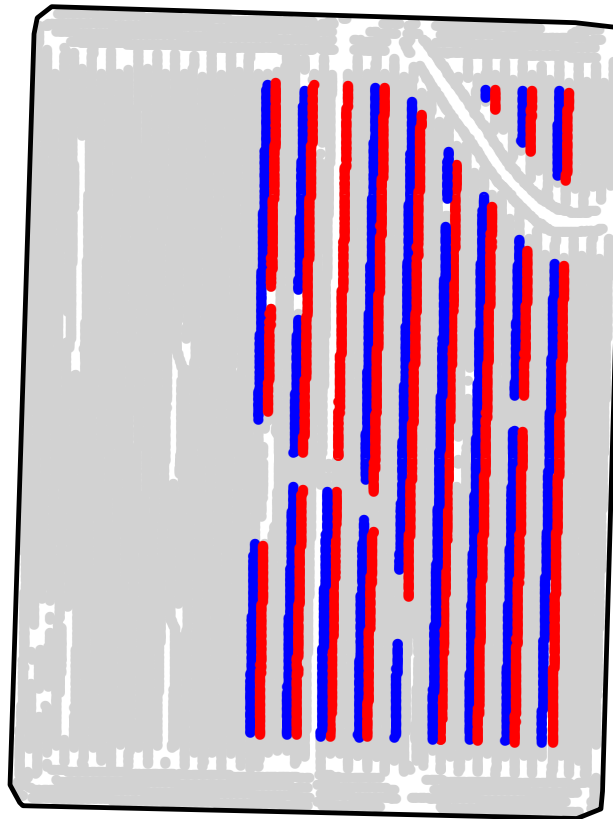
ST2008147B

# 2008 Aerial Imagery With Soil Survey



ST2008147B

# Treatment Type and Location of Trial Within Field



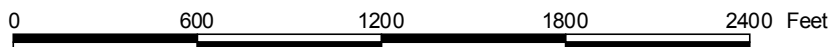
Non-Trial Yield Points (in grey)  
Are Not Used In Summary Statistics

<b>Trial Type</b>	Headline Fungicide
<b>Application Method</b>	Ground Applied
<b>Crop Rotation</b>	Soybeans Following Corn
<b>Hybrid/Variety</b>	Stine S3128-4
<b>Application Date/Crop Stage</b>	8/6/2008 - R4 Full Pod
<b>County</b>	Calhoun

**FUNGICIDE TREATMENT**



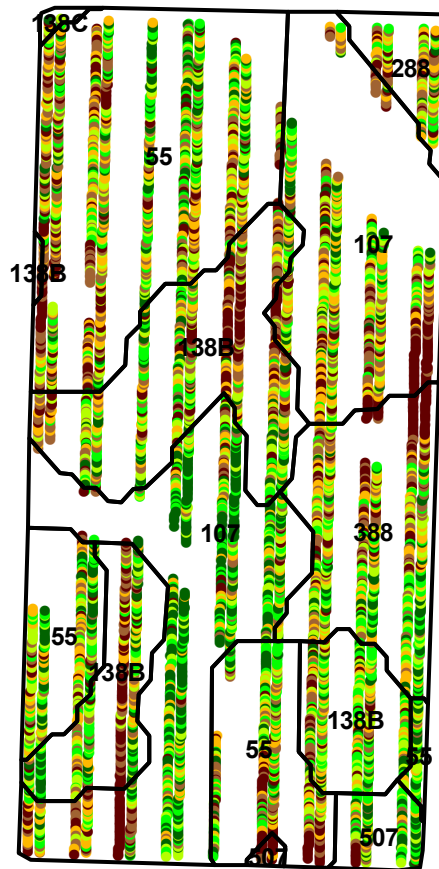
Yield Data Points

- Headline
- Untreated
- Non-Trial



ST2008147B

# Trial Grain Yield Map With Soil Survey



ST2008147B

# Summary Statistics By Soil Type and By Individual Treatment Strip

Soil Name	Label	Percent of Trial		Yield (bu/a)		Yield Difference
		Headline	Untreated	Headline	Untreated	
Webster	107	14.5	12.5	58.0	56.0	2.0
Clarion	138B	13.0	10.9	57.1	55.4	1.7
Clarion	138C	0.1	0.1	56.8	56.4	0.4
Ottosen	288	1.4	1.2	56.2	55.3	0.9
Kossuth	388	6.1	5.4	56.8	55.2	1.6
Canisteo	507	1.4	1.2	57.8	56.6	1.2
Nicollet	55	17.4	14.8	56.9	55.6	1.3
<b>YIELD AVERAGE FOR TRIAL</b>				<b>57.2</b>	<b>55.7</b>	<b>1.5</b>

