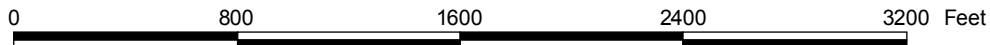


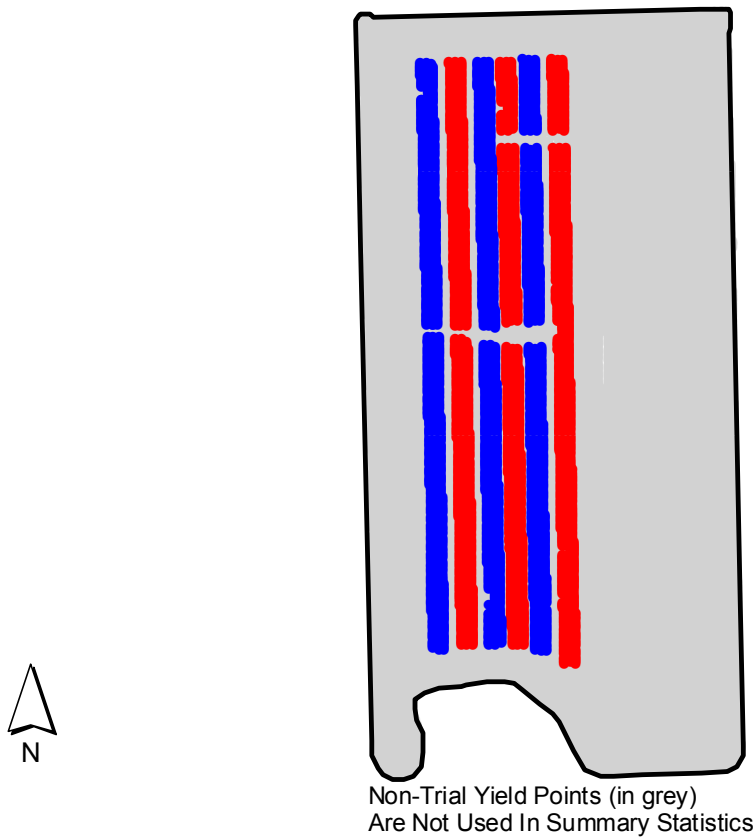
ST2008320A

2008 Aerial Imagery With Soil Survey



ST2008320A

Treatment Type and Location of Trial Within Field




Trial Type	Normal + 50
Fertilizer Form	NH3
Fertilizer Timing	Fall,
Treatments	130 vs. 180
Previous Crop	Soybean
County	Buchanan
Notes	Difference dribbled UAN at tassling

NITROGEN TREATMENT


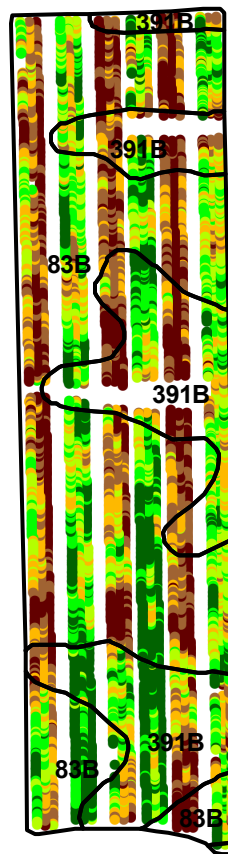
Yield Data Points

- 180 lbs N
- 130 lbs N
- Non-Trial



ST2008320A

Trial Grain Yield Map With Soil Survey



ST2008320A

Summary Statistics By Soil Type and By Individual Treatment Strip

Soil Name	Label	Percent of Trial		Yield (bu/a)		Yield Difference
		180 lbs N	130 lbs N	180 lbs N	130 lbs N	
Clyde-Floyd Complex, 1 To 4 Percent Slopes	391B	19.2	14.5	195.1	162.9	32.2
Kenyon Loam, 2 To 5 Percent Slopes	83B	33.2	33.1	195.9	160.7	35.2
YIELD AVERAGE FOR TRIAL				195.6	161.4	34.2

