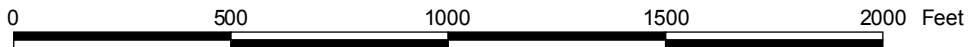


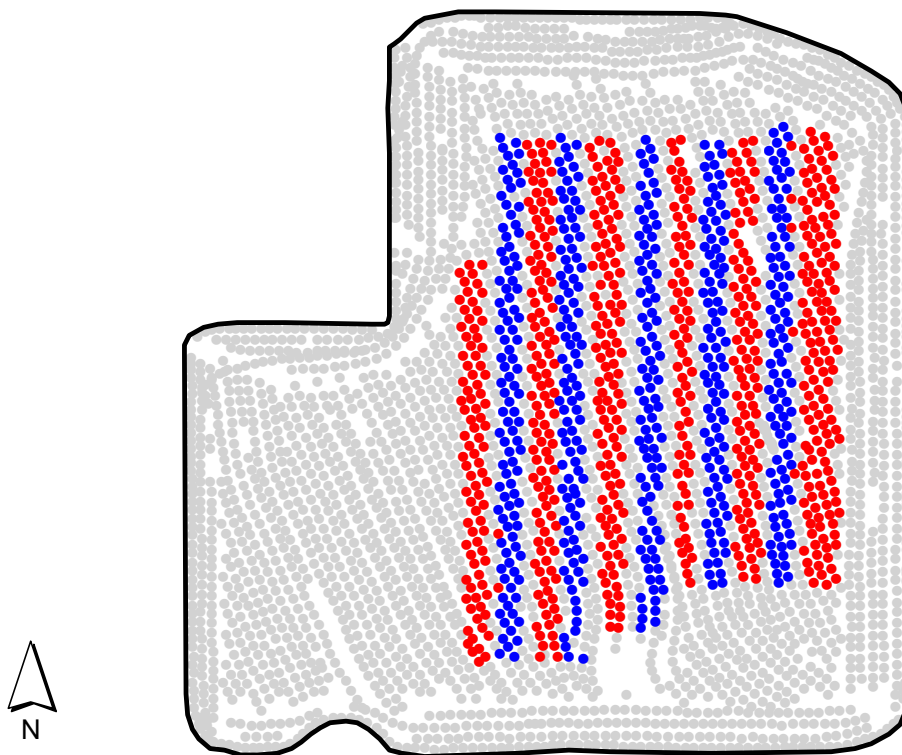
ST2008349A

2008 Aerial Imagery With Soil Survey



ST2008349A

Treatment Type and Location of Trial Within Field



Non-Trial Yield Points (in grey)
Are Not Used In Summary Statistics


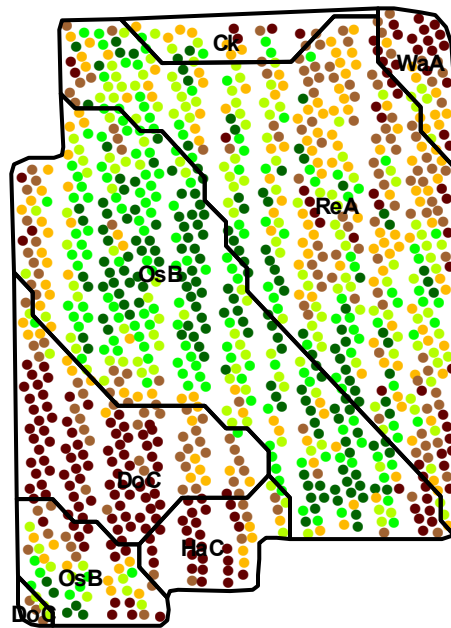
Trial Type	Headline Fungicide
Application Method	Ground Applied
Crop Rotation	Soybeans Following Corn
Hybrid/Variety	Pattison Bros 7321
Application Date/Crop Stage	8/1/2008 - R3 Beg. Pod
County	Bremer

FUNGICIDE TREATMENT	
Yield Data Points	
●	Headline
●	Untreated
●	Non-Trial



ST2008349A

Trial Grain Yield Map With Soil Survey



ST2008349A

Summary Statistics By Soil Type and By Individual Treatment Strip

Soil Name	Label	Percent of Trial		Yield (bu/a)		Yield Difference
		Headline	Untreated	Headline	Untreated	
Clyde	Ck	1.2	1.0	46.2	41.6	4.6
Dickinson-Ostrander	DoC	7.4	5.3	38.0	37.8	0.2
Hagener Benches	HaC	2.1	1.8	33.7	36.1	-2.4
Ostrander	OsB	20.6	17.4	48.3	49.0	-0.7
Readlyn	ReA	22.8	16.7	46.1	45.7	0.4
Waukegan Deep	WaA	2.8	0.9	39.8	39.3	0.5
YIELD AVERAGE FOR TRIAL						
				45.1	45.4	-0.3

