


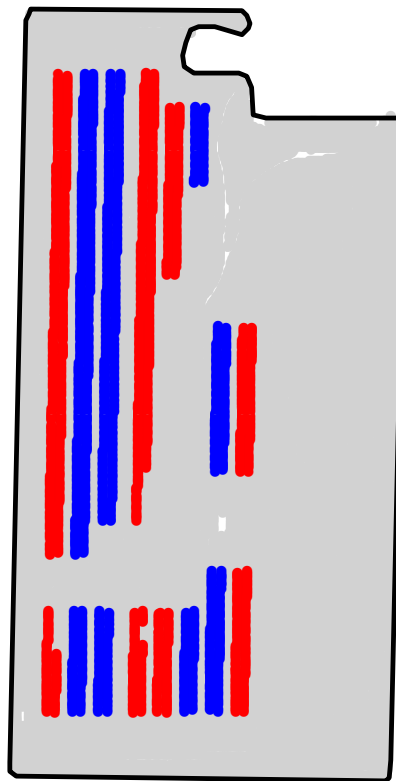
ST2008343A

# 2008 Aerial Imagery With Soil Survey



ST2008343A


# Treatment Type and Location of Trial Within Field



Non-Trial Yield Points (in grey)  
Are Not Used In Summary Statistics

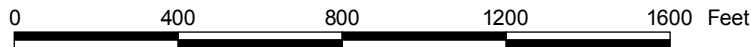
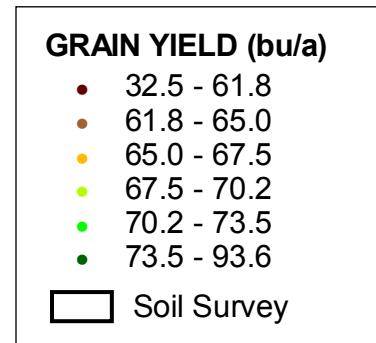
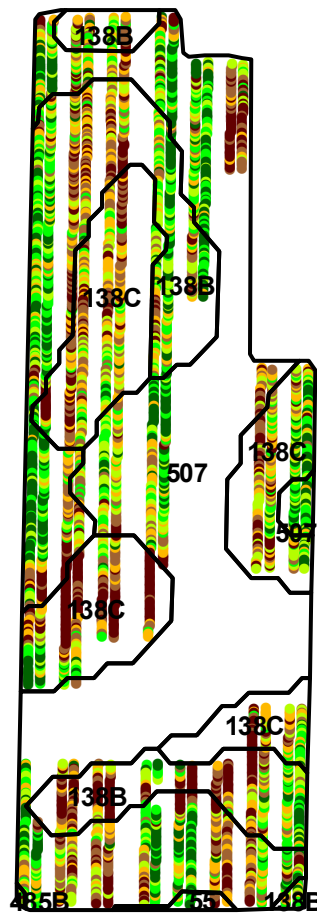
<b>Trial Type</b>	Headline Fungicide
<b>Application Method</b>	Ground Applied
<b>Crop Rotation</b>	Soybeans Following Corn
<b>Hybrid/Variety</b>	Pioneer 92M61
<b>Application Date/Crop Stage</b>	8/4/2008 - R3 Beg. Pod
<b>County</b>	Boone

FUNGICIDE TREATMENT	
Yield Data Points	
●	Headline
●	Untreated
●	Non-Trial



ST2008343A

# Trial Grain Yield Map With Soil Survey



ST2008343A

# Summary Statistics By Soil Type and By Individual Treatment Strip

Soil Name	Label	Percent of Trial		Yield (bu/a)		Yield Difference
		Headline	Untreated	Headline	Untreated	
Clarion	138B	21.7	15.6	70.3	64.0	6.3
Clarion	138C	8.9	17.2	67.5	63.7	3.8
Spillville	485B	0.1	0.0	67.9	0.0	0.0
Canisteo	507	21.6	14.5	71.2	65.2	6.0
Nicollet	55	0.3	0.1	72.6	63.1	9.5
<b>YIELD AVERAGE FOR TRIAL</b>				<b>70.2</b>	<b>64.3</b>	<b>5.9</b>

