

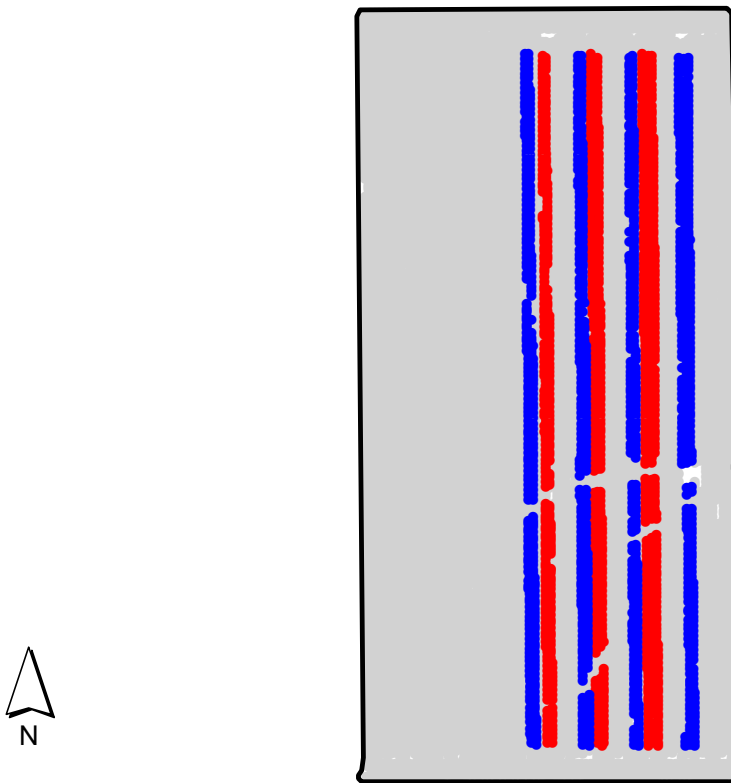
ST2008254D

2008 Aerial Imagery With Soil Survey



ST2008254D

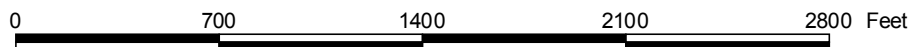
Treatment Type and Location of Trial Within Field



Non-Trial Yield Points (in grey)
Are Not Used In Summary Statistics


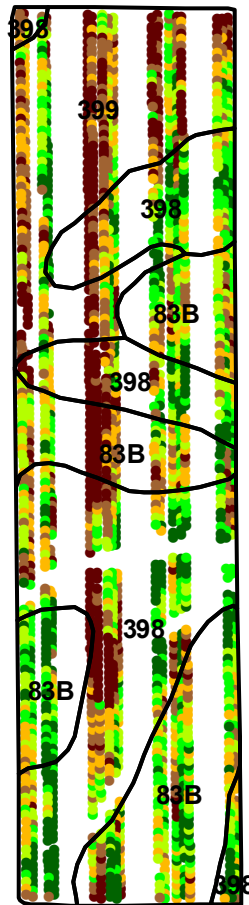
| | |
|------------------------------------|-------------------------|
| Trial Type | Headline Fungicide |
| Application Method | Ground Applied |
| Crop Rotation | Corn Following Soybeans |
| Hybrid/Variety | Pioneer 33M16 |
| Application Date/Crop Stage | 8/7/2008 - R1 Silking |
| County | Black Hawk |

| | |
|----------------------------|-----------|
| FUNGICIDE TREATMENT | |
| Yield Data Points | |
| ● | Headline |
| ● | Untreated |
| ● | Non-Trial |



ST2008254D

Trial Grain Yield Map With Soil Survey



ST2008254D

Summary Statistics By Soil Type and By Individual Treatment Strip

| Soil Name | Label | Percent of Trial | | Yield (bu/a) | | Yield Difference |
|--|-------|------------------|-----------|--------------|-----------|------------------|
| | | Headline | Untreated | Headline | Untreated | |
| Tripoli Clay Loam, 0 To 2 Percent Slopes | 398 | 20.6 | 21.9 | 182.1 | 176.1 | 6.0 |
| Readlyn Loam, 1 To 3 Percent Slopes | 399 | 12.8 | 11.9 | 175.0 | 161.1 | 13.9 |
| Kenyon Loam, 2 To 5 Percent Slopes | 83B | 16.1 | 16.7 | 182.3 | 177.1 | 5.2 |
| YIELD AVERAGE FOR TRIAL | | | | | | 7.4 |

