


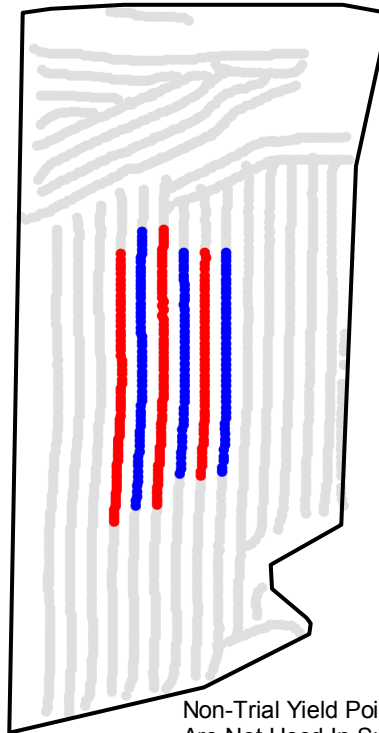
ST2008001B

2008 Aerial Imagery With Soil Survey



ST2008001B

Treatment Type and Location of Trial Within Field




Non-Trial Yield Points (in grey)
Are Not Used In Summary Statistics

Trial Type	Cover Crop - Rye
Application Method	NA
Crop Rotation	Soybeans Following Corn
Hybrid/Variety	Stine 2862-4
Application Date/Crop Stage	NA - NA
County	Adams

FIELD TREATMENT

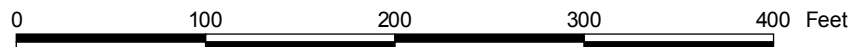

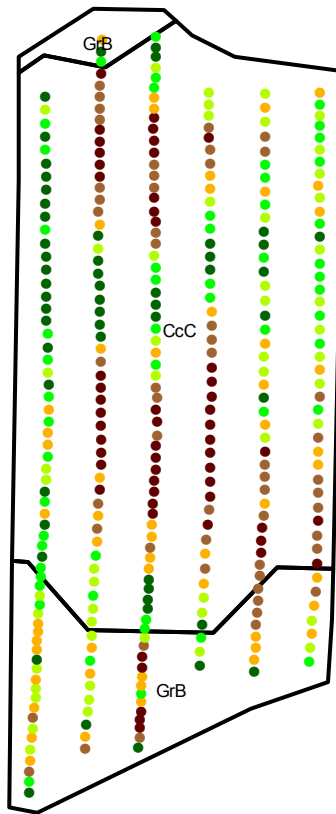
Yield Data Points

- Cover Crop
- No Cover Crop
- Non-Trial



ST2008001B

Trial Grain Yield Map With Soil Survey



ST2008001B

Summary Statistics By Soil Type and By Individual Treatment Strip

Soil Name	Label	Percent of Trial		Yield (bu/a)		Yield Difference			
		Cover Crop	No Cover Crop	Cover Crop	No Cover Crop				
Clarinda	CcC	40.8	38.2	40.8	38.2	2.6			
Gravity	GrB	13.8	7.2	39.0	41.6	-2.6			
YIELD AVERAGE FOR TRIAL							40.3	38.7	1.6

