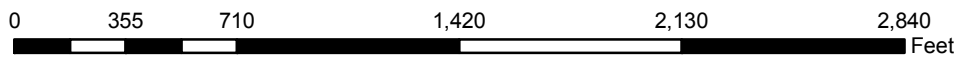







GSS2008_302

2008 Stalk Nitrate Results



Stalk Nitrate Levels (By Category)	
	Low (< 250 ppm)
	Marginal (250 - 700 ppm)
	Optimum (700 - 2,000 ppm)
	High (> 2,000 ppm)
	Soil Survey

Total N (lbs N/a)	160
N Form	NH ₃
N Timing	Fall
Previous Crop	Soybeans
County	Poweshiek
Tillage	No Till