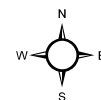
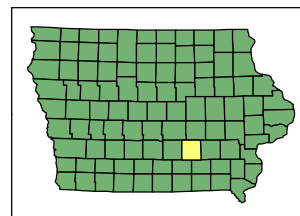


2009 Aerial Image With Soil Survey

ST2009399A

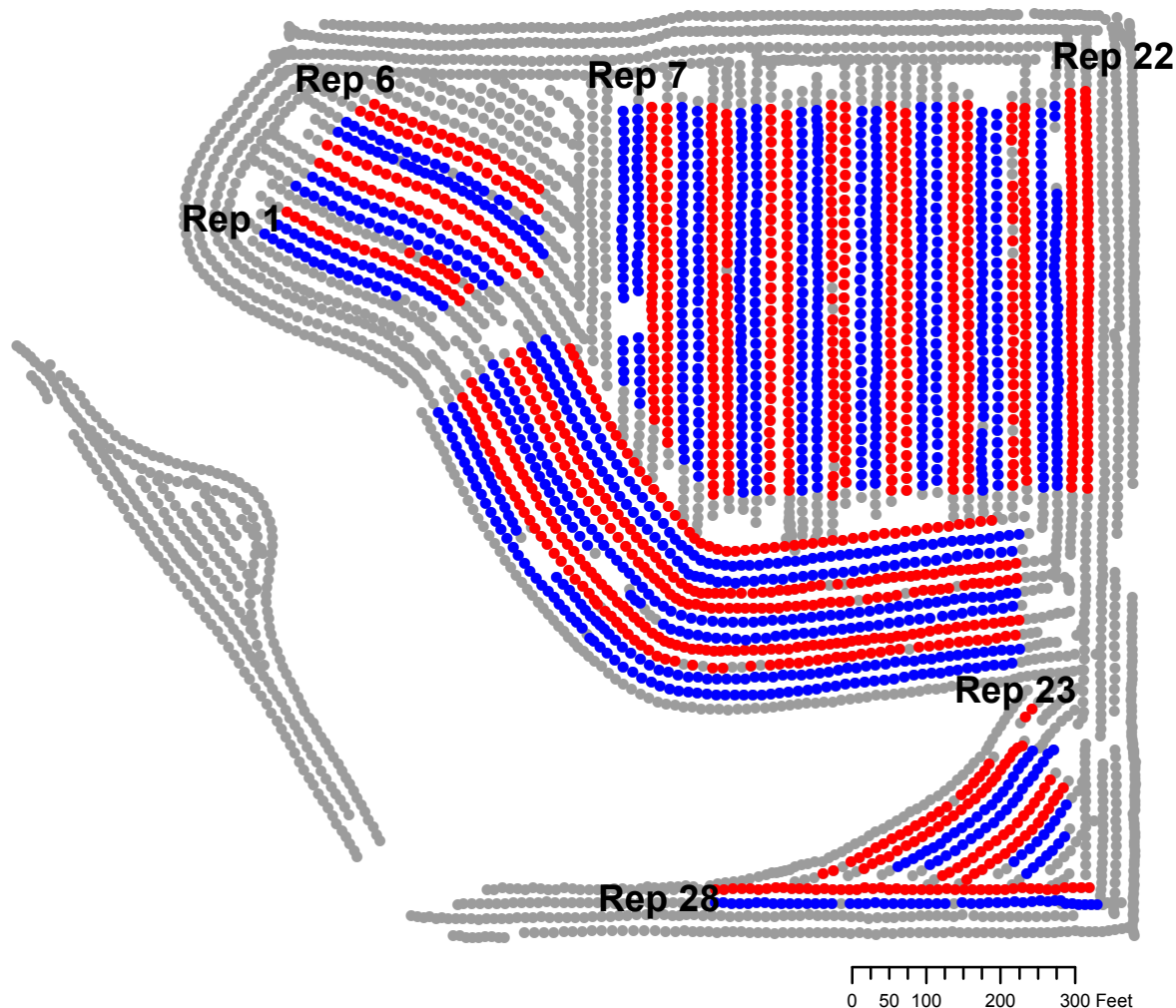


0 100 200 400 Feet



Strip Trial Treatment and Management Information

ST2009399A



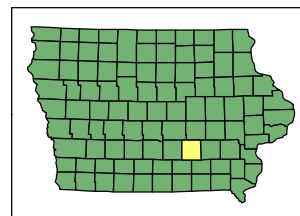
TREATMENT

Yield Data

- 37K
- 32K
- Non-Trial

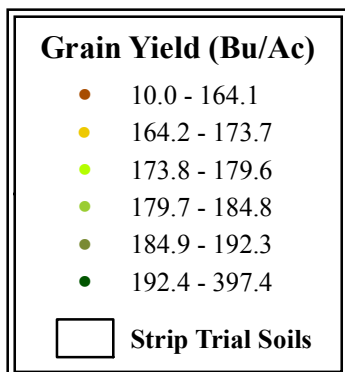
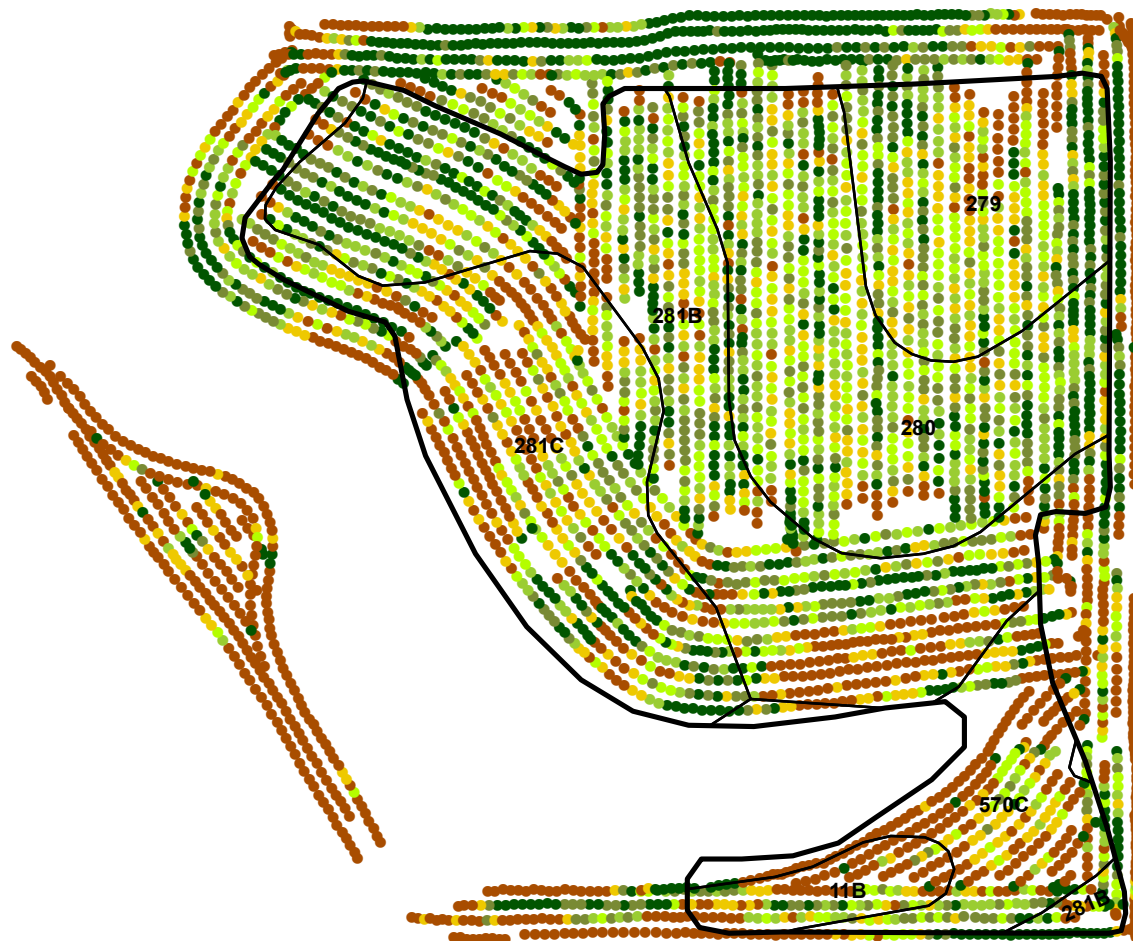
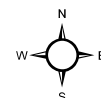
Non-Trial Yield Points (in grey) Are Not Used in Summary Statistics

| | |
|-------------------------|--------------------------|
| Trial Type | Population on Corn |
| Population Rates | 37K vs. 32K |
| Hybrid/Variety | Renze 1199 |
| Previous Crop | Corn (Continuous - 2 yr) |
| County | Mahaska |



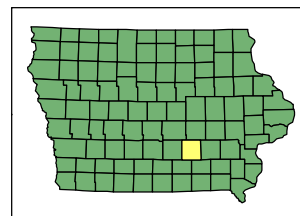
Grain Yield Map and Strip Trial Area with Soils

ST2009399A



| Harvest Variable | Treatment | |
|---------------------|-----------|------|
| | 32K | 37K |
| Combine Speed (mph) | 4.4 | 4.3 |
| Grain Moisture (%) | 19.8 | 19.8 |

Averages Calculated within Trial Area



Strip Trial Summary Statistics

ST2009399A

Yield By Treatment and Soil Type

| Soil Type | Label | Percent of Trial | | Yield (Bu/Ac) | | Yield Difference |
|--|-------|------------------|------|---------------|--------------|------------------|
| | | 37K | 32K | 37K | 32K | |
| Colo-Ely silty clay loams, 2 to 5 percent slopes | 11B | 1.9 | 1.4 | 151.5 | 176.0 | -24.5 |
| Taintor silty clay loam, 0 to 2 percent slopes | 279 | 7.9 | 7.1 | 181.2 | 178.7 | 2.5 |
| Mahaska silty clay loam, 0 to 2 percent slopes | 280 | 13.4 | 12.8 | 182.4 | 185.5 | -3.1 |
| Otley silty clay loam, 2 to 5 percent slopes | 281B | 14.8 | 16.3 | 179.7 | 177.9 | 1.8 |
| Otley silty clay loam, 5 to 9 percent slopes | 281C | 7.8 | 10.1 | 173.9 | 171.3 | 2.6 |
| Nira silty clay loam, 5 to 9 percent slopes | 570C | 3.4 | 3.0 | 162.3 | 171.9 | -9.6 |
| YIELD AVERAGE FOR TRIAL | | | | 177.4 | 178.2 | -0.8 |

